




Fountains




Formal Falls



Pond-Less Falls



Ponds



Lakes



Blue Thumb



2019 | RETAIL MASTER | CATALOG

shopbluethumb.com • Toll Free (888) 619-3474



Contact Information:

Address: 5327 N. Michigan Rd.
Saginaw, MI 48604

Toll-Free Phone: 888.619.3474
Local Phone: 989.921.3474
Fax: 989.921.4666

Web: bluethumbponds.com
Store: shopbluethumb.com
Email: sales@bluethumbponds.com

Hours of Operation:

In-Season Hours
(April 1 - September 30)
Mon. - Wed. 8am-6pm
Thu. - Fri. 8am-5pm
Sat. - Sun. Closed

Non-Season Hours
(October 1 - March 31)
Mon. - Fri. 8am-5pm
Sat. - Sun. Closed

Customer Service Team



Brandt Reynolds
Sales / Tech Help
brandt@bluethumbponds.com



Shane Robinson
Sales / Tech Help
shane@bluethumbponds.com



Sheryl Specht
Sales / Tech Help
sheryl@bluethumbponds.com



Annie Doud
Dealer Sales
annie@bluethumbponds.com



Karissa Renne
Accounting / Purchasing
accounting@bluethumbponds.com



Kip Northrup
President
kip@bluethumbponds.com



Nicole Northrup
Vice President
nicole@bluethumbponds.com

Thank you for being our customer!

Our business is blessed to have each of you as customers. We appreciate your loyalty to us and take your success and business seriously. Please feel free to contact us directly should you ever feel the need. We'd love to hear from you!

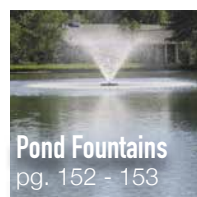

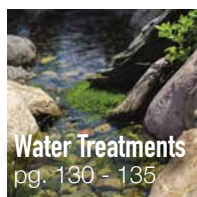








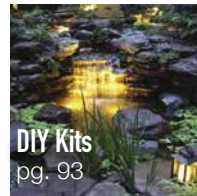





Kip & Nicole Northrup,
Owners

Shop online at shopbluethumb.com
(Log in to view Wholesale Pricing)

Connect with us



Wholesale Catalog Index



A modern outdoor retreat featuring a white pergola, a stone waterfall, and lush greenery. The pergola is constructed from white-painted wooden beams and is supported by a stone pillar. A small waterfall flows over a stone wall into a circular bed of dark pebbles with green plants. The background is filled with dense green foliage.

Create a Private Retreat



Blue Thumb worked directly with the Landscape Architect to design a beautiful backyard retreat with tons of front yard curb appeal.

Imagine passing by this artistic Luna Fountain as you approach the front door of this inviting home. Pause in the living room and look outside to enjoy the distinctive colors of this unique fountain. Step into the backyard and leave the day's worries behind as nature and the soothing sounds of water surround you, drowning out the stresses of the day!

Blue Thumb carries everything you need to transform mundane landscapes into beautiful water art to the delight of your homeowner client.

Vase Fountains





Luna ~ Page 14



Tivoli ~ Page 13

Individually Glazed Vases - In a Variety of Styles and Shapes

The vases featured in our collection are intentionally unevenly glazed, providing a naturally rustic look, with variations in both color and texture. No two pieces are alike, but all share an inherent beauty. Each hand-glazed fountain vase has an individual character and is a distinctive, original piece of art.



Tuscany ~ Page 8



Amphora ~ Page 15



Oil Jar ~ Page 10



Genova ~ Page 16



Milano ~ Page 12



One of a Kind
~ Page 18



Sienna ~ Page 11




Olde World
~ Page 17




Stoned Urn
~ Page 17

Tuscany Series





The Tuscany series continues to lead all vase fountain sales. Tuscany Vase Fountains have a unique finish and beautifully curved body that allows water to flow freely over the sides. These fountains are the perfect focal point in any landscape.




“ Visit us online for vase pricing & availability. ”

Oil Jar



Curvy Oil Jar Fountains offer a smooth finish that water glides down. Oil Jar Fountains are a true statement piece to add to any landscape project and are offered in many colors and varieties. Your clients are going to fall in love with this style.





Sienna

Sienna Fountains are substantial vases with robust openings. These fountains offer a waffle-style texture in different colors. Water ripples beautifully across the surface of these vases.




“ Visit us online for vase pricing & availability. ”



Milano Fountains feature stylish, elongated necks with flared tops. The distinctive shape gives the water a unique path of travel along the sides of these spectacular vases.





Tivoli

Tivoli Fountains feature a very sleek design with a round, tapered style. These vases are available in a variety of different colors as well as textures. A nice addition to any landscape.




“ Visit us online for vase pricing & availability. ”

Luna



Unique Luna Fountains offer a more modern looking vase featuring 90-degree angles. Most pieces in this collection are square and tapered with many offering a variety of different textures.





Amphora

Amphora Fountains are robust vases that have beautiful adornments (handles) decorating the top of the vases. This is a very popular and classic piece that fits in any landscape.



“ Visit us online for vase pricing & availability. ”



Genova

The Genova is a unique style vase. It offers a horizontal ringed pattern often giving a slight reminder of a beehive style. The water has a nice rippled pattern as it flows down the side of the vase.



“ Visit us online for vase pricing & availability. ”



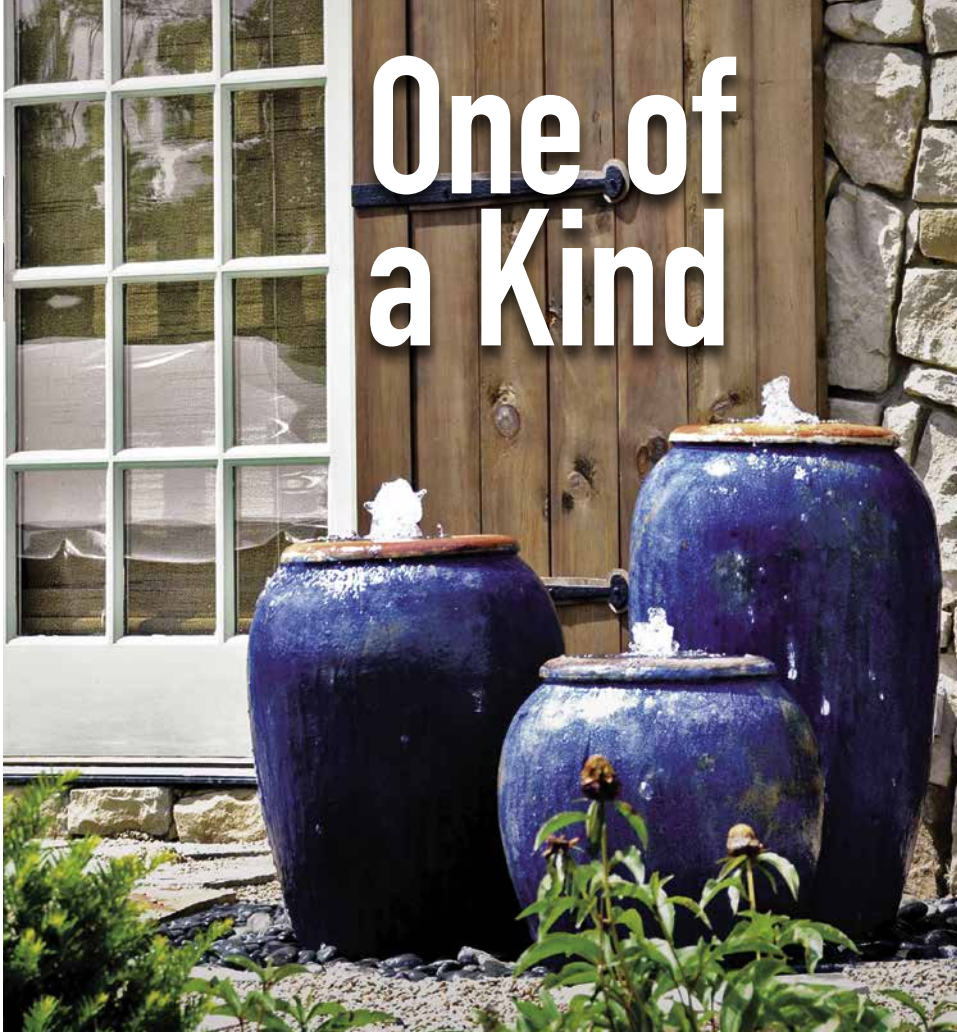
Olde World Fountains have beautifully aged exteriors in many different styles. All have a classic stone appearance. When you add this vase to a landscape, it looks as if it's always been there.




Stoned Urn Fountains are a unique group. Each fountain has a layered stone finish in a variety of stone styles, ranging from a flat slate to a rounded pebble look. The finishes offer a unique pattern for the water to cascade down.



One of a Kind



Each vase in this eclectic collection is chosen for its unique look and finish. In this collection, you'll discover a variety of colors and textures to create the perfect finishing touch for landscape plans.



“ Visit us online for vase pricing & availability. ”



Blue Thumb Fountain Kits Come Ready to Install

Blue Thumb's Fountain Kits are delivered right to your job site ready to install. All of the parts you will need for a hassle free installation are included. Instructions come with every kit to ensure the fountain is installed properly so it can be enjoyed for many years.

Our Fountain Kits simplify installation and maintenance. Inside a sturdy Basin, the durable Fountain Pump and Tubing carry water into the fountain. Next, water flows down the sides, across the Polished Pebbles, and back into the Basin. A heavy-duty Stainless Pump Cover allows easy access for maintenance and repairs. Blue Thumb also offers lighting options that can enhance your fountain even after the sun sets. Take confidence in knowing your new fountain system is protected by US Patent #7,341,203.

How to Request a Vase Fountain Kit Quote

Visit us online at shopbluethumb.com to view our current inventory and complete kit pricing. Log in to view wholesale pricing.



Included in every Vase Kit

- Vase Fountain
- Basin
- Energy Efficient Pump
- Flow Control Valve
- Plumbing & Tubing
- Quick Disconnect
- Polished Pebbles
- LED Light



Real Stone Artisan Triples



Marble ~ Page 22



Granite ~ Page 24

Real Stone Fountains - In a Variety of Styles and Shapes

Blue Thumbs' Artisan design fountains offer the color trends popular today cut in a formal design. Shipped as complete kits featuring three stunning fountain pieces, these fountains are offered in a variety of stone choices: Onyx, Marble, Sandstone, Granite, and Limestone. Some feature all four sides smooth while some have three sides smooth with one side naturally chiseled, all providing a beautiful focal point in any garden.



Onyx ~ Page 26



Sandstone ~ Page 27



Pillars ~ Page 32



Limestone ~ Page 25



Travertine ~ Page 34



Benches & Kettles
~ Page 35



Chiseled ~ Page 28



Smooth ~ Page 30



One of a Kind ~ Page 36



Rough Glacier Marble Fountain

- Approx 6" x 11" (6 lb / 1 inch of height)

Item	Size	Retail
ABART1000	18"H, 24"H, 30"H	\$2,949.99
ABART1025	24"H, 30"H, 36"H	\$3,699.99
ABART1075	24"H, 36"H, 48"H	\$4,899.99



Smooth White Gray Fountain

- Approx 8.5" x 8.5" (7.5 lb / 1 inch of height)


Item	Size	Retail
ABART1600	18"H, 24"H, 30"H	\$2,949.99
ABART1625	24"H, 30"H, 36"H	\$3,699.99
ABART1675	24"H, 36"H, 48"H	\$4,899.99



Smooth Pink Marble Fountain

- Approx 9.5" x 6" (6 lb / 1 inch of height)

Item	Size	Retail
ABART1800	18"H, 24"H, 30"H	\$2,649.99
ABART1825	24"H, 30"H, 36"H	\$3,449.99
ABART1875	24"H, 36"H, 48"H	\$4,649.99



Marble Artisan Triples

Rough White Gray Marble Fountain

- Approx 6" x 11" (6 lb / 1 inch of height)

Item	Size	Retail
ABART900	18"H, 24"H, 30"H	\$2,949.99
ABART925	24"H, 30"H, 36"H	\$3,699.99
ABART975	24"H, 36"H, 48"H	\$4,899.99



Smooth Glacier Marble Fountain

- Approx 8.5" x 8.5" (7.5 lb / 1 inch of height)

Item	Size	Retail
ABART1700	18"H, 24"H, 30"H	\$2,949.99
ABART1725	24"H, 30"H, 36"H	\$3,699.99
ABART1775	24"H, 36"H, 48"H	\$4,899.99



Smooth Green Marble Fountain

- Approx 9.5" x 6" (6 lb / 1 inch of height)

Item	Size	Retail
ABART1900	18"H, 24"H, 30"H	\$2,749.99
ABART1925	24"H, 30"H, 36"H	\$3,549.99
ABART1975	24"H, 36"H, 48"H	\$4,749.99



Rough Pink Marble Fountain

- Approx 6" x 11" (6 lb / 1 inch of height)

Item	Size	Retail
ABART200	18"H, 24"H, 30"H	\$2,649.99
ABART225	24"H, 30"H, 36"H	\$3,449.99
ABART275	24"H, 36"H, 48"H	\$4,649.99



Smooth Coral Marble Fountain

- Approx 9.5" x 6" (6 lb / 1 inch of height)

Item	Size	Retail
ABART1400	18"H, 24"H, 30"H	\$2,649.99
ABART1425	24"H, 30"H, 36"H	\$3,449.99
ABART1475	24"H, 36"H, 48"H	\$4,649.99



Rough Green Marble Fountain

- Approx 6" x 11" (6 lb / 1 inch of height)

Item	Size	Retail
ABART1100	18"H, 24"H, 30"H	\$2,749.99
ABART1125	24"H, 30"H, 36"H	\$3,549.99
ABART1175	24"H, 36"H, 48"H	\$4,749.99

Included in every Artisan Triple

- Triple Polished Fountain
- Molded Basin
- Energy Efficient Pump
- Flow Control Valve
- Plumbing & Tubing
- Polished Pebbles

SEARCH BY
ITEM
NUMBER TO
VIEW THESE
FOUNTAINS IN ACTION
ON OUR WEBSITE.





Rough Marbled Black Granite Fountain

- Approx 6" x 11" (7 lb / 1 inch of height)

Item	Size	Retail
ABART1200	18"H, 24"H, 30"H	\$2,749.99
ABART1225	24"H, 30"H, 36"H	\$3,549.99
ABART1275	24"H, 36"H, 48"H	\$4,749.99




Rough Speckled Granite Fountain

- Approx 6" x 11" (6 lb / 1 inch of height)

Item	Size	Retail
ABART700	18"H, 24"H, 30"H	\$2,749.99
ABART725	24"H, 30"H, 36"H	\$3,549.99
ABART775	24"H, 36"H, 48"H	\$4,749.99

Included in every Artisan Triple

- Triple Polished Fountain
- Molded Basin
- Energy Efficient Pump
- Flow Control Valve
- Plumbing & Tubing
- Polished Pebbles



Granite Artisan Triples

Smooth Black Granite Fountain

- Approx 9.5" x 6" (6 lb / 1 inch of height)

Item	Size	Retail
ABART2100	18"H, 24"H, 30"H	\$2,649.99
ABART2125	24"H, 30"H, 36"H	\$3,449.99
ABART2175	24"H, 36"H, 48"H	\$4,649.99



Smooth Speckled Granite Fountain

- 8.5" x 8.5" (7 lb / 1 inch of height)

Item	Size	Retail
ABART2000	18"H, 24"H, 30"H	\$2,749.99
ABART2025	24"H, 30"H, 36"H	\$3,549.99
ABART2075	24"H, 36"H, 48"H	\$4,749.99



Rough Black Granite Fountain

- Approx 6" x 11" (6 lb / 1 inch of height)

Item	Size	Retail
ABART500	18"H, 24"H, 30"H	\$2,649.99
ABART525	24"H, 30"H, 36"H	\$3,449.99
ABART575	24"H, 36"H, 48"H	\$4,649.99



Limestone Artisan Triples

Rough Blue Limestone Fountain

- Approx 6" x 11" (6 lb / 1 inch of height)

Item	Size	Retail
ABART800	18"H, 24"H, 30"H	\$2,749.99
ABART825	24"H, 30"H, 36"H	\$3,549.99
ABART875	24"H, 36"H, 48"H	\$4,749.99



Smooth Mocha Limestone Fountain

- Approx 9.5" x 6" (6 lb / 1 inch of height)

Item	Size	Retail
ABART2200	18"H, 24"H, 30"H	\$2,749.99
ABART2225	24"H, 30"H, 36"H	\$3,549.99
ABART2275	24"H, 36"H, 48"H	\$4,749.99



Smooth Blue Limestone Fountain

- Approx 9.5" x 6" (6 lb / 1 inch of height)

Item	Size	Retail
ABART2400	18"H, 24"H, 30"H	\$2,749.99
ABART2425	24"H, 30"H, 36"H	\$3,549.99
ABART2475	24"H, 36"H, 48"H	\$4,749.99



Rough Mocha Limestone Fountain

- Approx 6" x 11" (6 lb / 1 inch of height)

Item	Size	Retail
ABART600	18"H, 24"H, 30"H	\$2,749.99
ABART625	24"H, 30"H, 36"H	\$3,549.99
ABART675	24"H, 36"H, 48"H	\$4,749.99





Onyx Artisan Triples

Smooth Yellow Onyx Fountain

- Approx 6" x 8" (4 lb / 1 inch of height)



Rough Red Onyx Fountain

- Approx 6" x 11" (6 lb / 1 inch of height)

Item	Size	Retail
ABART400	18"H, 24"H, 30"H	\$2,749.99
ABART425	24"H, 30"H, 36"H	\$3,549.99
ABART475	24"H, 36"H, 48"H	\$4,749.99

Item	Size	Retail
ABART1300	18"H, 24"H, 30"H	\$2,649.99
ABART1325	24"H, 30"H, 36"H	\$3,449.99
ABART1375	24"H, 36"H, 48"H	\$4,649.99



Smooth Red Onyx Fountain

- Approx 6" x 8" (4 lb / 1 inch of height)

Item	Size	Retail
ABART1500	18"H, 24"H, 30"H	\$2,749.99
ABART1525	24"H, 30"H, 36"H	\$3,549.99
ABART1575	24"H, 36"H, 48"H	\$4,749.99



Triple Sunrise Onyx Fountain

- Approx 6" x 8" x 18"H, 24"H, & 30"H (4 lb / 1 inch of height)
- Lights up from the inside

Item	Retail
ABSX100	\$8,399.99



Rough Yellow Onyx Fountain

- Approx 6" x 11" (6 lb / 1 inch of height)

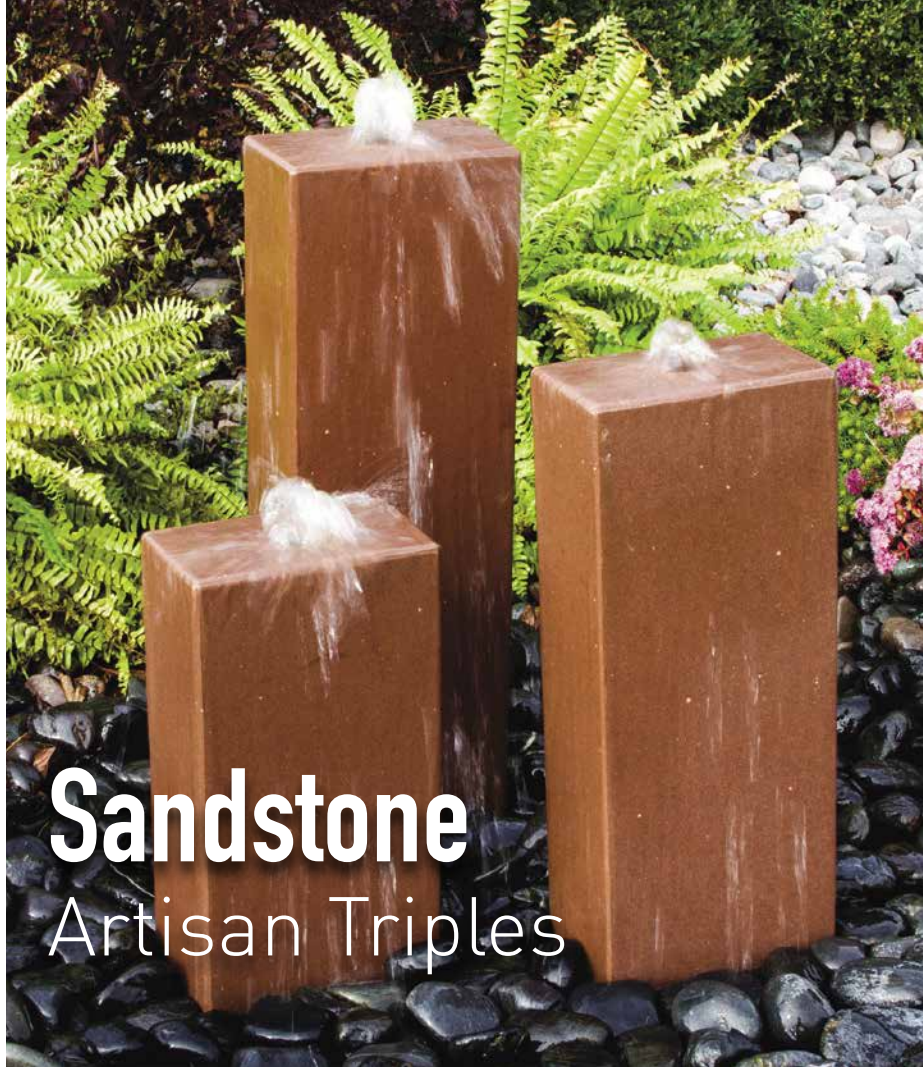
Item	Size	Retail
ABART100	18"H, 24"H, 30"H	\$2,649.99
ABART125	24"H, 30"H, 36"H	\$3,449.99
ABART175	24"H, 36"H, 48"H	\$4,649.99



Rough Red Sandstone

- Approx 6" x 11" (5 lb / 1 inch of height)

Item	Size	Retail
ABART300	18"H, 24"H, 30"H	\$2,749.99
ABART325	24"H, 30"H, 36"H	\$3,549.99
ABART375	24"H, 36"H, 48"H	\$4,749.99



Sandstone Artisan Triples

Smooth Red Sandstone

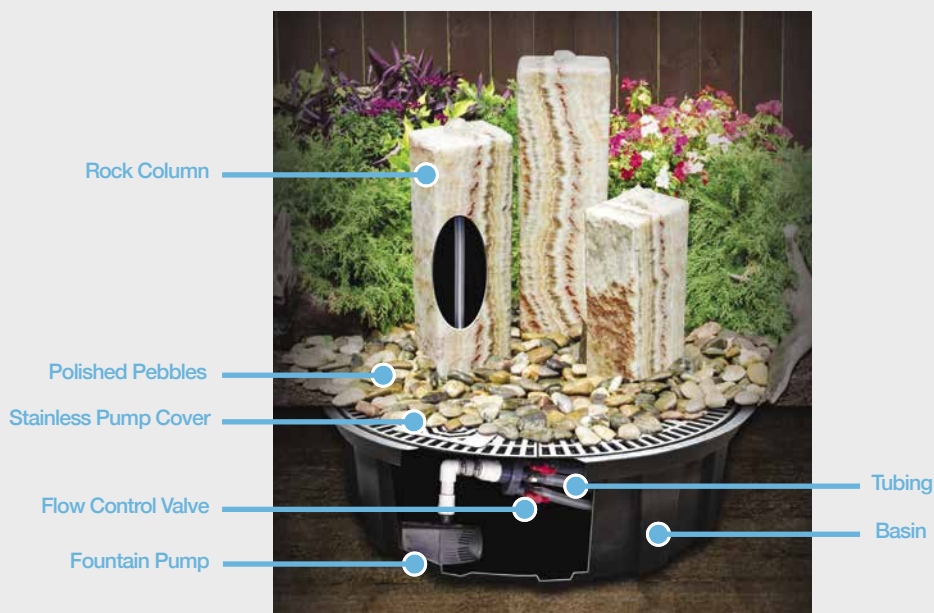
- Approx 9.5" x 6" (6 lb / 1 inch of height)

Item	Size	Retail
ABART2300	18"H, 24"H, 30"H	\$2,749.99
ABART2325	24"H, 30"H, 36"H	\$3,549.99
ABART2375	24"H, 36"H, 48"H	\$4,749.99

Included in every Artisan Triple

- Triple Polished Fountain
- Molded Basin
- Energy Efficient Pump
- Flow Control Valve
- Plumbing & Tubing
- Polished Pebbles

SEARCH BY
ITEM
NUMBER TO
VIEW THESE
FOUNTAINS IN ACTION
ON OUR WEBSITE.





Chiseled Artisan Triples

Chiseled Lilac Fountain

- 8" - 14" Dia. x 18"H, 24"H, 30"H (approx. 275 - 375 lb)

Item	Description	Retail
ABART2900	Complete Kit	\$2,949.99



Chiseled Bloodstone Fountain

- 8" - 14" Dia. x 18"H, 24"H, 30"H (approx. 500 - 750 lb)

Item	Description	Retail
ABART2500	Complete Kit	\$2,949.99



Chiseled Sea Green Fountain

- 8" - 14" Dia. x 18"H, 24"H, 30"H (approx. 500 - 650 lb)

Item	Description	Retail
ABART2600	Complete Kit	\$2,949.99



Chiseled Tiger Fountain

- 8" - 14" Dia. x 18"H, 24"H, 30"H (approx. 400 - 550 lb)

Item	Description	Retail
ABART2700	Complete Kit	\$2,949.99



Chiseled Beachcomber Fountain

- 8" - 14" Dia. x 18"H, 24"H, 30"H (approx. 400 - 500 lb)

Item	Description	Retail
ABART2800	Complete Kit	\$2,949.99



Chiseled Sunset Fountain

- 8" - 14" Dia. x 18"H, 24"H, 30"H (approx. 450 - 600 lb)

Item	Description	Retail
ABART3000	Complete Kit	\$2,949.99



Chiseled Orange Cream Fountain

- 8" - 14" Dia. x 18"H, 24"H, 30"H (approx. 400 - 500 lb)

Item	Description	Retail
ABART3100	Complete Kit	\$2,949.99

Included in every Artisan Triple

- Triple Chiseled Fountain
- 48" Achelous Basin
- 1,495 gph Energy Efficient Pump
- Flow Control Valve
- Plumbing & Tubing
- Polished Pebbles

SEARCH BY ITEM NUMBER TO VIEW THESE FOUNTAINS IN ACTION ON OUR WEBSITE.






Smooth Artisan Triples

Smooth Sea Green Fountain

- 8" - 14" Dia. x 18"H, 24"H, 30"H
(approx. 400 - 500 lb)

Item	Description	Retail
ABART3300	Complete Kit	\$2,799.99



Smooth Bloodstone Fountain

- 8" - 14" Dia. x 18"H, 24"H, 30"H
(approx. 450 - 550 lb)

Item	Description	Retail
ABART3600	Complete Kit	\$2,799.99



Smooth Mango Fountain

- 8" - 14" Dia. x 18"H, 24"H, 30"H
(approx. 250 - 350 lb)

Item	Description	Retail
ABART3700	Complete Kit	\$2,799.99



Smooth Moonstone Fountain

- 8" - 14" Dia. x 18"H, 24"H, 30"H
(approx. 400 - 500 lb)

Item	Description	Retail
ABART3200	Complete Kit	\$2,799.99



Smooth Orange Cream Fountain

- 8" - 14" Dia. x 18"H, 24"H, 30"H (approx. 500 - 650 lb)

Item	Description	Retail
ABART3800	Complete Kit	\$2,799.99



Smooth Lilac Fountain

- 8" - 14" Dia. x 18"H, 24"H, 30"H (approx. 350 - 450 lb)

Item	Description	Retail
ABART3400	Complete Kit	\$2,799.99



Smooth Red Velvet Fountain

- 8" - 14" Dia. x 18"H, 24"H, 30"H (approx. 300 - 400 lb)

Item	Description	Retail
ABART3500	Complete Kit	\$2,799.99

Included in every Artisan Triple

- Triple Smooth Fountain
- 48" Achelous Basin
- 1,495 gph Energy Efficient Pump
- Flow Control Valve
- Plumbing & Tubing
- Polished Pebbles

SEARCH BY ITEM NUMBER TO VIEW THESE FOUNTAINS IN ACTION ON OUR WEBSITE.



Pillars

Artisan Triples



White Gray Pillar Fountain

- 7" - 11" Dia. x 18"H, 24"H, 30"H (approx. 265 lb)

Item	Description	Retail
ABART5000	Complete Kit	\$2,299.99



Blue Limestone Pillar Fountain

- 7" - 11" Dia. x 18"H, 24"H, 30"H (approx. 265 lb)

Item	Description	Retail
ABART5100	Complete Kit	\$2,299.99



Limestone Pillar Fountain

- 7" - 11" Dia. x 18"H, 24"H, 30"H (approx. 265 lb)

Item	Description	Retail
ABART5400	Complete Kit	\$2,299.99



Green Marble Pillar Fountain

- 7" - 11" Dia. x 18"H, 24"H, 30"H (approx. 265 lb)

Item	Description	Retail
ABART5200	Complete Kit	\$2,299.99



Red Onyx Pillar Fountain

- 7" - 11" Dia. x 18"H, 24"H, 30"H (approx. 265 lb)

Item	Description	Retail
ABART5300	Complete Kit	\$2,299.99



Speckled Granite Pillar Fountain

- 7" - 11" Dia. x 18"H, 24"H, 30"H (approx. 265 lb)

Item	Description	Retail
ABART5500	Complete Kit	\$2,299.99



Pink Marble Pillar Fountain

- 7" - 11" Dia. x 18"H, 24"H, 30"H (approx. 265 lb)

Item	Description	Retail
ABART5700	Complete Kit	\$2,299.99



Black Flower Granite Pillar Fountain

- 7" - 11" Dia. x 18"H, 24"H, 30"H (approx. 265 lb)

Item	Description	Retail
ABART5600	Complete Kit	\$2,299.99



Yellow Onyx Pillar Fountain

- 7" - 11" Dia. x 18"H, 24"H, 30"H (approx. 265 lb)

Item	Description	Retail
ABART5900	Complete Kit	\$2,299.99

Included in every Artisan Triple

- Triple Pillar Fountain
- 48" Achelous Basin
- 1,495 gph Energy Efficient Pump
- Flow Control Valve
- Plumbing & Tubing
- Polished Pebbles

SEARCH BY ITEM NUMBER TO VIEW THESE FOUNTAINS IN ACTION ON OUR WEBSITE.





Small Travertine Fountain

- Kit includes 18"H Travertine Fountain
- Medium Basin
- 530 gph Pump
- 80 lb Polished Pebbles


Item	Description	Retail
ABTV118	Complete Kit	\$1,099.99



Medium Travertine Fountain

- Kit includes 24"H Travertine Fountain
- Large Basin
- 660 gph Pump
- 160 lb Polished Pebbles

Item	Description	Retail
ABTV124	Complete Kit	\$1,499.99



Travertine Artisan Triples

Amongst our many fountains, the Travertine is the most unique. These eye catching porous fountains allow water to dance up and down textured surfaces, filling the area with the pleasant sound of splashing water.

Triple Travertine Fountain Kit

- Kit includes Triple Travertine Fountain 18"H, 24"H, 30"H
- 48" Achelous Basin
- 1,495 gph Pump
- 200 lb Polished Pebbles

Item	Description	Retail
ABTV100	Complete Kit	\$3,299.99

Large Travertine Fountain

- Kit includes 30"H Travertine Fountain
- 36" Achelous Basin
- 800 gph Pump
- 160 lb Polished Pebbles

Item	Description	Retail
ABTV130	Complete Kit	\$1,699.99

Included in every Travertine Fountain

- Travertine Fountain
- Molded Basin
- Energy Efficient Pump listed with fountain
- Flow Control Valve
- Plumbing & Tubing
- Polished Pebbles

SEARCH BY
ITEM
NUMBER TO
VIEW THESE
FOUNTAINS IN ACTION
ON OUR WEBSITE.





Benches

Yellow Onyx Bench

Item	Description	Retail
ABBY045	45" Long Bench	\$999.99



Marbled Granite Bench

Item	Description	Retail
ABBMG45	45" Long Bench	\$999.99



48" Long Basalt Bench

Item	Description	Retail
ABBB48	48" Long Bench	\$899.99



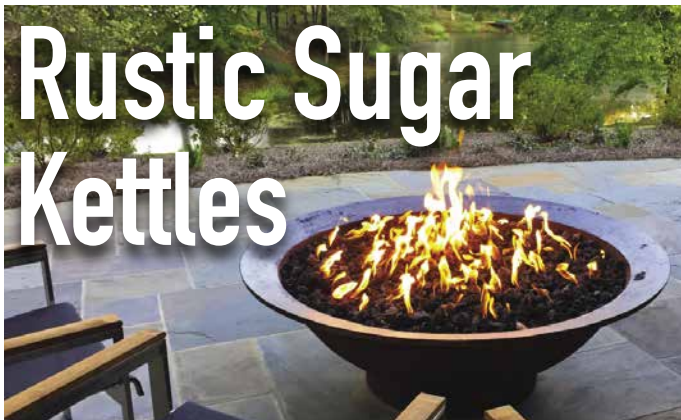
72" Long Basalt Bench

Item	Description	Retail
ABBB72	72" Long Bench	\$1099.99



Red Onyx Bench

Item	Description	Retail
ABBR045	45" Long Bench	\$999.99



Rustic Sugar Kettles

Included in every Sugar Kettle Fountain Kit

- Sugar Kettle Fountain
- Basin with Splash Apron
- Energy Efficient Pump
- Auto-fill Valve
- Anti-splash Mat
- Plumbing & Tubing

Rustic Sugar Kettles

Water Feature: They can be set up individually or tiered for a cascading feature.

Fire Pit: You can burn wood in them, run a gas line to it as an igniter; or use a gas line in coordination with lava rocks, gas logs or sand.



Item	Dimensions	Description	Retail
ABSK28	28" x 9"H	Fountain Only	\$499.99
ABSK28K	28" x 9"H	Complete Kit	\$2,399.99
ABSK33	33" x 10.5"H	Fountain Only	\$599.99
ABSK33K	33" x 10.5"H	Complete Kit	\$2,699.99
ABSK37	37" x 13"H	Fountain Only	\$649.99
ABSK37K	37" x 13"H	Complete Kit	\$2,899.99
ABSK48	48" x 19"H	Fountain Only	\$799.99
ABSK48K	48" x 19"H	Complete Kit	\$4,399.99
ABSK59	59" x 22"H	Fountain Only	\$1099.99
ABSK59K	59" x 22"H	Complete Kit	\$4,799.99



One of
a Kind
Artisan

Grand Canyon Red Onyx Fountain

- Approx 9" x 4" x 46"-47"H

Item	Description	Retail
BTTBK036	Complete Kit	\$7,249.99



Salt River Sandstone Fountain

- Approx 8.5" x 12.5" x 61.5"H

Item	Description	Retail
BTTBK047	Complete Kit	\$7,335.99



Salt River Sandstone Fountain

- 6" x 10.5" x 43"H

Item	Description	Retail
BTTBK046	Complete Kit	\$5,319.99



Sandstone Fountain

- Approx 14" x 6" x 45"H


Item	Description	Retail
BTTBK026	Complete Kit	\$5,615.99



Darkwood Sandstone Fountain

- Approx 4" x 14.5" x 50"H

Item	Description	Retail
BTTBK048	Complete Kit	\$7,049.99



Mauzy Gold Fountain

- Approx 13" x 11" x 35"H

Item	Description	Retail
BTTBK024	Complete Kit	\$4,980.99



Grand Canyon Red Onyx Fountain

- Approx 4" x 12" x 32"H

Item	Description	Retail
BTTBK029	Complete Kit	\$4,335.99

Included in every One of a Kind Fountain

- Fountain
- 48" Achelous Basin
- 1,110 gph Energy Efficient Pump
- Plumbing & Tubing with Flow Control Valve
- Polished Pebbles

“ Only one available of each fountain on this page. ”



Desert Onyx Fountain

- Approx 13" x 7" x 35"H

Item	Description	Retail
BTTBK025	Complete Kit	\$4,980.99



Sandstone Fountain

- Approx 11" x 6" x 42"H

Item	Description	Retail
BTTBK027	Complete Kit	\$5,120.99



Desert Onyx Fountain

- Approx 7" x 16" x 41"H

Item	Description	Retail
BTTBK043	Complete Kit	\$5,677.99



Ocate Marble Fountain

- Approx 6" x 11.5" x 37.5"H

Item	Description	Retail
BTTBK049	Complete Kit	\$6,099.99



Desert Onyx Fountain

- Approx 5" x 9" x 31"H

Item	Description	Retail
BTTBK045	Complete Kit	\$3,577.99



Desert Onyx Fountain

- Approx 10" x 13" x 46"H

Item	Description	Retail
BTTBK044	Complete Kit	\$5,105.99



Grand Canyon Red Onyx Fountain

- Approx 4" x 16" x 48"H

Item	Description	Retail
BTTBK041	Complete Kit	\$5,355.99



Grand Canyon Red Onyx Fountain

- Approx 4" x 16" x 40"H

Item	Description	Retail
BTTBK042	Complete Kit	\$4,235.99




Black Canyon Onyx Fountain

- 13" x 6" x 57"H

Item	Description	Retail
BTTBK028	Complete Kit	\$4,760.99





Shaped Fountains



Triple Black Granite Spheres ~ Page 41



Twister ~ Page 45

Real Stone Fountains - In a Variety of Styles and Shapes


You'll fall in love with the musical notes of water playfully splashing off our uniquely cut natural, stone fountains. Our Spheres, Almonds, Cairn, and Cube fountains take your landscape to the next level.



Stacked Pebble ~ Page 45



Cubes ~ Page 43



Almonds ~ Page 42



Cairn ~ Page 44



Spheres ~ Page 40



Red Sandstone Fountain

Item	Dia.	Basin	Pump	Retail
ABART4316	16"	36" Achelous	660 gph	\$1,399.99
ABART4320	20"	36" Achelous	800 gph	\$1,749.99
ABART4324	24"	48" Achelous	1,110 gph	\$2,699.99




Black Granite Fountain

Item	Dia.	Basin	Pump	Retail
ABART4716	16"	36" Achelous	660 gph	\$1,399.99
ABART4720	20"	36" Achelous	800 gph	\$1,749.99
ABART4724	24"	48" Achelous	1,110 gph	\$2,699.99




Green Marble Fountain

Item	Dia.	Basin	Pump	Retail
ABART4116	16"	36" Achelous	660 gph	\$1,399.99
ABART4120	20"	36" Achelous	800 gph	\$1,749.99
ABART4124	24"	48" Achelous	1,110 gph	\$2,699.99



Black Flower Granite Fountain

Item	Dia.	Basin	Pump	Retail
ABART4216	16"	36" Achelous	660 gph	\$1,399.99
ABART4220	20"	36" Achelous	800 gph	\$1,749.99
ABART4224	24"	48" Achelous	1,110 gph	\$2,699.99



White Gray Marble Fountain

Item	Dia.	Basin	Pump	Retail
ABART4016	16"	36" Achelous	660 gph	\$1,399.99
ABART4020	20"	36" Achelous	800 gph	\$1,749.99
ABART4024	24"	48" Achelous	1,110 gph	\$2,699.99

Included in every Sphere Kit

- Sphere Fountain
- Basin listed with fountain
- Energy Efficient Pump listed with fountain
- Plumbing & Tubing
- Polished Pebbles



Triple Black Granite Sphere Fountain

- 12", 18", & 24" Dia.
- Altum Basin & 1,495 gph Pump

Item	Description	Retail
ABGSB3T	Complete Kit	\$4,099.99



Peacock Green Fountain



Item	Dia.	Basin	Pump	Retail
ABART4516	16"	36" Achelous	660 gph	\$1,399.99
ABART4520	20"	36" Achelous	800 gph	\$1,749.99
ABART4524	24"	48" Achelous	1,110 gph	\$2,699.99



Yellow Granite Fountain


Item	Dia.	Basin	Pump	Retail
ABART4916	16"	36" Achelous	660 gph	\$1,399.99
ABART4920	20"	36" Achelous	800 gph	\$1,749.99
ABART4924	24"	48" Achelous	1,110 gph	\$2,699.99

SEARCH BY
ITEM
NUMBER TO
VIEW THESE
FOUNTAINS IN ACTION
ON OUR WEBSITE.

Blue Limestone Fountain

Item	Dia.	Basin	Pump	Retail
ABART4816	16"	36" Achelous	660 gph	\$1,399.99
ABART4820	20"	36" Achelous	800 gph	\$1,749.99
ABART4824	24"	48" Achelous	1,110 gph	\$2,699.99



Yellow Onyx Fountain

Item	Dia.	Basin	Pump	Retail
ABART4416	16"	36" Achelous	660 gph	\$1,399.99
ABART4420	20"	36" Achelous	800 gph	\$1,749.99
ABART4424	24"	48" Achelous	1,110 gph	\$2,699.99



Speckled Granite Fountain

Item	Dia.	Basin	Pump	Retail
ABART4616	16"	36" Achelous	660 gph	\$1,399.99
ABART4620	20"	36" Achelous	800 gph	\$1,749.99
ABART4624	24"	48" Achelous	1,110 gph	\$2,699.99

Almonds




Green Marble Fountain

Item	Height	Basin	Pump	Retail
ABART6018	18"	Medium	660 gph	\$1,099.99
ABART6024	24"	36" Achelous	800 gph	\$1,399.99
ABART6030	30"	36" Achelous	800 gph	\$1,799.99



Yellow Onyx Fountain

Item	Height	Basin	Pump	Retail
ABART6218	18"	Medium	660 gph	\$1,099.99
ABART6224	24"	36" Achelous	800 gph	\$1,399.99
ABART6230	30"	36" Achelous	800 gph	\$1,799.99



Pink Marble Fountain

Item	Height	Basin	Pump	Retail
ABART6118	18"	Medium	660 gph	\$1,099.99
ABART6124	24"	36" Achelous	800 gph	\$1,399.99
ABART6130	30"	36" Achelous	800 gph	\$1,799.99

“ Stone Material varies greatly. Notify us at the time of your order if a specific pattern is wanted. ”



Red Onyx Fountain

Item	Height	Basin	Pump	Retail
ABART6318	18"	Medium	660 gph	\$1,099.99
ABART6324	24"	36" Achelous	800 gph	\$1,399.99
ABART6330	30"	36" Achelous	800 gph	\$1,799.99

Included in every Almond Kit

- Almond Fountain
- Basin listed with fountain
- Energy Efficient Pump listed with fountain
- Plumbing & Tubing
- Polished Pebbles



White Gray Fountain

Item	Size	Basin	Pump	Pebbles	Retail
ABART16W	16" x 16" x 16"	36" Achelous	800 gph	160 lb	\$1,699.99
ABART20W	20" x 20" x 20"	48" Achelous	1,110 gph	200 lb	\$2,099.99




Glacier Marble Fountain

Item	Size	Basin	Pump	Pebbles	Retail
ABART16G	16" x 16" x 16"	36" Achelous	800 gph	160 lb	\$1,699.99
ABART20G	20" x 20" x 20"	48" Achelous	1,110 gph	200 lb	\$2,099.99

Included in every Cube Kit

- Cube Fountain
- Basin listed with fountain
- Energy Efficient Pump listed with fountain
- Plumbing & Tubing
- Polished Pebbles

SEARCH BY ITEM NUMBER TO VIEW THESE FOUNTAINS IN ACTION ON OUR WEBSITE.





Green Marble Fountain

Item	Height	Basin	Pump	Retail
ABART7024	24"	36" Achelous	800 gph	\$1,549.99
ABART7030	30"	48" Achelous	1,110 gph	\$1,849.99
ABART7036	36"	48" Achelous	1,300 gph	\$2,249.99



Limestone Fountain

Item	Height	Basin	Pump	Retail
ABART7224	24"	36" Achelous	800 gph	\$1,549.99
ABART7230	30"	48" Achelous	1,110 gph	\$1,849.99
ABART7236	36"	48" Achelous	1,300 gph	\$2,249.99



Cairn

Coral Marble Fountain

Item	Height	Basin	Pump	Retail
ABART7124	24"	36" Achelous	800 gph	\$1,549.99
ABART7130	30"	48" Achelous	1,110 gph	\$1,849.99
ABART7136	36"	48" Achelous	1,300 gph	\$2,249.99

Included in every Cairn Kit

- Cairn Fountain
- Basin listed with fountain
- Energy Efficient Pump listed with fountain
- Plumbing & Tubing
- Polished Pebbles



Speckled Granite Fountain

Item	Height	Basin	Pump	Retail
ABART7324	24"	36" Achelous	800 gph	\$1,549.99
ABART7330	30"	48" Achelous	1,110 gph	\$1,849.99
ABART7336	36"	48" Achelous	1,300 gph	\$2,249.99

White Gray Marble Fountain


Item	Height	Basin	Pump	Retail
ABART7424	24"	36" Achelous	800 gph	\$1,549.99
ABART7430	30"	48" Achelous	1,110 gph	\$1,849.99
ABART7436	36"	48" Achelous	1,300 gph	\$2,249.99

The shape of your fountain influences the movement and sound of the water. Choose a Sphere or Almond fountain and watch as the water takes on a smooth, quiet motion while flowing across the rounded surface. The rounded tiers of Cairn and the distinct edges of Cube fountains give cascading water a more fluid, less predictable appearance.


Stacked Pebble Fountain

- 41"H, (150 lb) Some assembly required
- 48" Achelous Basin & 1,110 gph Pump
- Plumbing & Tubing
- Polished Pebbles

Item	Description	Retail
ABSPF40	Complete Kit	\$1,399.99



Stacked Pebble



Twister

Twister Fountain

It may not be a traditional fountain type, but that is what makes the Twister Fountain an attention grabbing piece. This fountain is one of our simplest to install and operate.

- 12" x 12" Twister Fountain
- Mini Basin & Plastic Grate
- 1,495 gph Energy Efficient Pump
- Plumbing & Tubing

Item	Description	Retail
ABTWISTMK	Complete Kit	\$599.99





Granite Fountains



Real Stone Fountains - In a Variety of Styles and Shapes

Our collection of Granite Fountains have been hand chosen to create beautiful fountain displays in the smallest of landscapes. Their salt and pepper color combined with a hammered granite texture create a simple, yet elegant introduction.





Granite ~ Page 46
Towers ~ Page 50

Granite

Ribbed Granite Sphere Fountain

- **Small:** 16" Diameter (approx 250 lb)
• 36" Achelous Basin & 660 gph Pump
- **Medium:** 20" Diameter (approx 350 lb)
• 36" Achelous Basin & 800 gph Pump
- **Large:** 24" Diameter (approx 650 lb)
• 48" Achelous Basin & 1,110 gph Pump

Item	Description	Size	Retail
ABGSR16K	Complete Kit	Small	\$1,199.99
ABGSR20K	Complete Kit	Medium	\$1,649.99
ABGSR24K	Complete Kit	Large	\$2,299.99



Ringed Circle Fountain

- 18" x 18" x 8"H (approx. 165 lb)
- Medium Basin & 530 gph Pump

Item	Description	Retail
ABMGF50K	Complete Kit	\$999.99

Rippled Egg Fountain

- **Small:** 17" x 26" x 13"H (320 lb)
• 36" Achelous Basin & 800 gph Pump
- **Large:** 36" x 26" x 20"H (1,050 lb)
• 48" Achelous Basin & 1,110 gph Pump

Item	Description	Size	Retail
ABEGGSM	Complete Kit	Small	\$1,899.99
ABEGGLG	Complete Kit	Large	\$3,099.99



Granite Sphere Fountain

Item	Dia.	Weight	Basin	Pump	Pebbles	Retail
ABGS8K	8"	26 lb	Mini	370 gph	1 Bag (40 lb)	\$499.99
ABGS12K	12"	86 lb	Medium	530 gph	3 Bags (120 lb)	\$799.99
ABGS16K	16"	175 lb	36" Achelous	660 gph	3 Bags (120 lb)	\$1,199.99
ABGS20K	20"	375 lb	36" Achelous	800 gph	4 Bags (160 lb)	\$1,649.99
ABGS24K	24"	680 lb	48" Achelous	1,110 gph	5 Bags (200 lb)	\$2,299.99

Weights are approximate, Real Stone Granite



Natural Round Fountain

- 20" x 20" x 4"H (approx. 110 lb)
- Medium Basin & 530 gph Pump

Item	Description	Retail
ABMGF40K	Complete Kit	\$949.99



Triple Circle Fountain

- 22" x 20" x 6"H (approx. 165 lb)
- 36" Achelous Basin & 660 gph Pump

Item	Description	Retail
ABMGF20K	Complete Kit	\$1,199.99



Bowled Zen Fountain

- 20" x 20" x 6"H (approx. 135 lb)
- 36" Achelous Basin & 660 gph Pump

Item	Description	Retail
ABMGF10K	Complete Kit	\$1,199.99



Swirl pattern



Angled pattern

Millstone Fountain

Item	Style	Dia.	Weight	Basin	Pump	Pebbles	Retail
ABMS18A	Angled	18"	96 lb	Medium	370 gph	2 Bags (80 lb)	\$1,099.99
ABMS24A	Angled	24"	180 lb	Large	530 gph	3 Bags (120 lb)	\$1,399.99
ABMS36A	Angled	36"	550 lb	48" Achelous	660 gph	4 Bags (160 lb)	\$1,999.99
ABMS20S	Swirl	20"	115 lb	Medium	370 gph	2 Bags (80 lb)	\$1,099.99
ABMS26S	Swirl	26"	235 lb	Large	530 gph	3 Bags (120 lb)	\$1,399.99
ABMS36S	Swirl	36"	550 lb	48" Achelous	660 gph	4 Bags (160 lb)	\$1,999.99

Weights are approximate, Real Stone Granite



Smooth Round Fountain

- 20" x 20" x 4"H (approx. 110 lb)
- Medium Basin & 530 gph Pump

Item	Description	Retail
ABMGF30K	Complete Kit	\$949.99

Included in every Granite Kit

- Granite Fountain
- Basin listed with fountain
- Energy Efficient Pump listed with fountain
- Plumbing & Tubing
- Polished Pebbles

SEARCH BY ITEM NUMBER TO VIEW THESE FOUNTAINS IN ACTION ON OUR WEBSITE.





Gray Wave Tower Fountain

- 8" x 10" x 18"H, 24"H, 30"H
(240 lb Total) Hollow

Item	Description	Retail
ABHF70K	Complete Kit	\$2,099.99



Rectangle Chiseled Towers Fountain

- 4" x 12" x 16"H, 24"H, 31"H
(310 lb Total) Hollow


Item	Description	Retail
ABHF20K	Complete Kit	\$2,099.99



Banded Towers Fountain

- 4" x 12" x 16"H, 24"H, 31"H
(240 lb Total) Hollow

Item	Description	Retail
ABHF40K	Complete Kit	\$2,099.99



Triples Granite Towers

Square Chiseled Towers Fountain

- 8" x 8" x 18"H, 24"H, 30"H
(310 lb Total) Hollow

Item	Description	Retail
ABHF10K	Complete Kit	\$2,099.99



Concave Towers Fountain

- 4" x 22" x 20"H, 26"H, 31"H
(240 lb Total) Hollow

Item	Description	Retail
ABHF30K	Complete Kit	\$2,099.99

Included in every Granite Tower

- Granite Tower Fountain
- 48" Achelous Basin
- 1,495 gph Energy Efficient Pump
- Flow Control Valve
- Plumbing & Tubing
- Polished Pebbles

SEARCH BY
ITEM
NUMBER TO
VIEW THESE
FOUNTAINS IN ACTION
ON OUR WEBSITE.



Polished Block Tower Fountain

- 8" x 10" x 18"H, 24"H, 30"H
(240 lb Total) Hollow

Item	Description	Retail
ABHF60K	Complete Kit	\$2,099.99



Color Block Towers Fountain

- 4" x 12" x 16"H, 24"H, 31"H
(240 lb Total) Hollow

Item	Description	Retail
ABHF50K	Complete Kit	\$2,099.99



Triple Raw Cut Tower Fountain

- 8" x 10" x 18"H, 24"H, & 30"H
(135 lb, 185 lb, 230 lb)

Item	Description	Retail
ABGF30K	Complete Kit	\$2,499.99



Chiseled Twist Tower Fountain

- 8" x 8" x 18"H, 24"H, & 30"H
(70 lb, 100 lb, 115 lb)

Item	Description	Retail
ABGF40K	Complete Kit	\$2,599.99



Polished Corner Towers Fountain

- 8" x 10" x 18"H, 24"H, & 30"H
(130 lb, 170 lb, 225 lb)


Item	Description	Retail
ABGF50K	Complete Kit	\$2,799.99



Octagon Basalt Tower Fountain

- 12" x 14" x 39"H, (145 lb) Hollow
- 48" Achelous Basin & 1,110 gph Pump

Item	Description	Retail
ABHF80	Complete Kit	\$1,699.99



Singles Granite Towers

Banded Square Tower Fountain


- 8.5" x 8.5" x 32"H (65 lb) Hollow
- 36" Achelous Basin & 1,110 gph Pump

Item	Description	Retail
ABHF90	Complete Kit	\$1,449.99

Included in every Granite Tower

- Granite Tower Fountain
- Basin listed with fountain
- Energy Efficient Pump listed with fountain
- Plumbing & Tubing
- Polished Pebbles

SEARCH BY ITEM NUMBER TO VIEW THESE FOUNTAINS IN ACTION ON OUR WEBSITE.






Polished Diagonal Tower Fountain


Item	Dimensions	Weight	Basin	Pump	Pebbles	Retail
ABGF15K	8" x 8" x 36"	190 lb	48" Achelous	800 gph	200 lb	\$1,499.99
ABGF10K	8" x 8" x 24"	120 lb	36" Achelous	660 gph	160 lb	\$1,199.99

Polished Twist Tower Fountain

Item	Dimensions	Weight	Basin	Pump	Pebbles	Retail
ABGF25K	8" x 8" x 36"	145 lb	48" Achelous	800 gph	200 lb	\$1,499.99
ABGF20K	8" x 8" x 24"	100 lb	36" Achelous	660 gph	160 lb	\$1,199.99



Basalt Fountains





Real Stone Fountains - In a Variety of Styles and Shapes

Basalt Column Fountains are growing in popularity because they provide homeowners with all the benefits of a customary water feature, including both audio and visual attraction, with extremely low maintenance. These kits can be a single solitary basalt or better yet grouped together to create a group of three fountains. Each kit listed below comes complete with our professional molded basin for easy installation as well as the pump, plumbing, and decorative polished pebbles to complete the system. These kits are pre-assembled decreasing your installation time to less than three hours.



Basalt



A Large Rustic Basalt Fountain

- Kit includes Large Basalt Fountain 8" - 10" Dia. x 30"H
- Large Basin
- 800 gph Pump
- Flow Control Valve
- Plumbing & Tubing
- 160 lb Polished Pebbles

Item	Description	Retail
ABBC130	Complete Kit	\$1,359.99

B Medium Rustic Basalt Fountain

- Kit includes Medium Basalt Fountain 8" - 10" Dia. x 24"H
- Large Basin
- 660 gph Pump
- Flow Control Valve
- Plumbing & Tubing
- 160 lb Polished Pebbles

Item	Description	Retail
ABBC124	Complete Kit	\$1,199.99

Triple Rustic Basalt Fountain Kit

- Kit includes Triple Basalt Fountain 8" - 10" Dia
- 48" Achelous Basin
- Energy Efficient Pump
- Flow Control Valve
- Plumbing & Tubing
- 200 lb Polished Pebbles

Item	Size	Retail
ABBC100	18"H, 24"H, 30"H	\$2,249.99
ABBC125	24"H, 30"H, 36"H	\$2,999.99
ABBC175	24"H, 36"H, 48"H	\$4,199.99

C Small Rustic Basalt Fountain

- Kit includes Small Basalt Fountain 8" - 10" Dia. x 18"H
- Medium Basin
- 530 gph Pump
- Flow Control Valve
- Plumbing & Tubing
- 120 lb Polished Pebbles

Item	Description	Retail
ABBC118	Complete Kit	\$899.99

“ We've added kits featuring fountains up to 48" high. ”



Polished Top Basalt Fountain

- Flat polished top basalt rocks

Item	Size	Retail
ABBC200	18"H, 24"H, 30"H	\$2,399.99
ABBC225	24"H, 30"H, 36"H	\$3,199.99
ABBC275	24"H, 36"H, 48"H	\$4,399.99



Scalloped Basalt Fountain

- Polished top with polished artistic cut front

Item	Size	Retail
ABBC700	18"H, 24"H, 30"H	\$2,499.99
ABBC725	24"H, 30"H, 36"H	\$3,299.99
ABBC775	24"H, 36"H, 48"H	\$4,499.99



One Side Polished Basalt Fountain

- Flat, polished top w/ one polished side

Item	Size	Retail
ABBC600	18"H, 24"H, 30"H	\$2,299.99
ABBC625	24"H, 30"H, 36"H	\$3,099.99
ABBC675	24"H, 36"H, 48"H	\$4,299.99



Bowled Top Basalt Fountain

- Bowled, polished top with natural sides

Item	Size	Retail
ABBC500	18"H, 24"H, 30"H	\$2,299.99
ABBC525	24"H, 30"H, 36"H	\$3,099.99
ABBC575	24"H, 36"H, 48"H	\$4,299.99



Semi-Polished Basalt Fountain

- Polished top w/ alternating polished/natural sides

Item	Size	Retail
ABBC300	18"H, 24"H, 30"H	\$2,499.99
ABBC325	24"H, 30"H, 36"H	\$3,299.99
ABBC375	24"H, 36"H, 48"H	\$4,499.99

Included in every Basalt Triple

- Triple Basalt Fountain
- 48" Achelous Basin
- Energy Efficient Pump
- Flow Control Valve
- Plumbing & Tubing
- Polished Pebbles

SEARCH BY ITEM NUMBER TO VIEW THESE FOUNTAINS IN ACTION ON OUR WEBSITE.





Carved Stripe Basalt Fountain

- 36"H x 10"-14" Dia.
- 48" Achelous Basin & 1,300 gph Pump

Item	Description	Retail
ABBC920	Complete Kit	\$1,999.99



Bullet Fountain

- 24"H x 10"-12" Dia.
- 48" Achelous Basin & 1,300 gph Pump


Item	Description	Retail
ABBC905	Complete Kit	\$1,749.99



Ribbed Basalt Fountain

- 36"H x 12"-16" Dia.
- 48" Achelous Basin & 1,300 gph Pump

Item	Description	Retail
ABBC925	Complete Kit	\$1,999.99



Hollowed-Out Basalt Fountain

- Hollowed-out center
- 48" Achelous Basin & Energy Efficient Pump

Item	Size	Retail
ABBC400	18"H, 24"H, 30"H	\$2,599.99
ABBC425	24"H, 30"H, 36"H	\$3,399.99
ABBC475	24"H, 36"H, 48"H	\$4,599.99



Trinity Split Basalt Fountain

- Short 9" x 5" x 18"H (2 QTY)
- Tall 6" x 7" x 24"H (1 QTY)
- 48" Achelous Basin & 1,495 gph Pump

Item	Description	Retail
ABBC940	Complete Kit	\$2,599.99



Triple Split Basalt Fountain

- Measures 24"H (Available in 36"H)
- 48" Achelous Basin & 1,495 gph Pump

Item	Height	Description	Retail
ABBC915	24"	Complete Kit	\$2,399.99
ABBC945	36"	Complete Kit	\$2,799.99



Double Split Basalt Fountain

- Measures 24"H (Also Available in 36"H)
- 48" Achelous Basin & 1,300 gph Pump

Item	Height	Description	Retail
ABBC910	24"	Complete Kit	\$2,099.99
ABBC950	36"	Complete Kit	\$2,499.99



Tall Rustic Basalt Fountains

- Natural top, drilled for fountain

Item	Height	Diameter	Retail
ABBCT36	36"	12" - 16"	\$769.99
ABBCT42	42"	12" - 16"	\$899.99
ABBCT48	48"	12" - 16"	\$1,029.99
ABBCT54	54"	12" - 16"	\$1,159.99
ABBCT60	60"	12" - 16"	\$1,289.99
ABBCT66	66"	12" - 16"	\$1,399.99

Price is for Core-drilled Basalt Column only. Please call to receive an estimate on complete kit.



Twin Tower Basalt Fountain

- **Medium:** 24"H & 32"H
- 48" Achelous Basin & 1,300 gph Pump
- **Large:** 36"H & 48"H
- Altum Basin & 1,495 gph Pump

Item	Description	Size	Retail
ABBC930	Complete Kit	Med.	\$2,599.99
ABBC935	Complete Kit	Large	\$3,399.99

Tall Basalt Support Plate

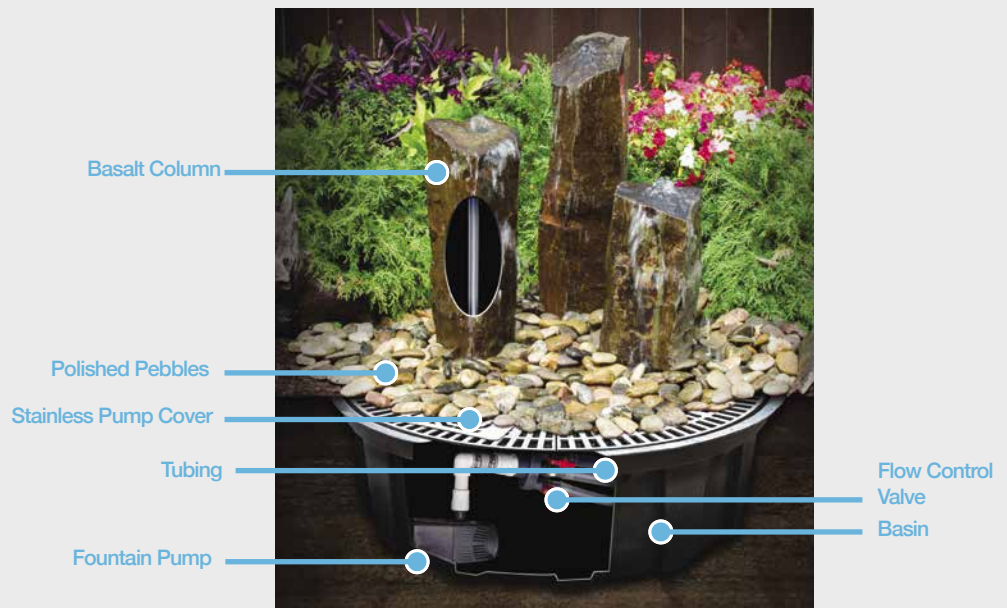
Item	Description	Retail
ABBCTSP	Support Plate	\$249.99



Included in every Basalt Kit

- Basalt Fountain
- Basin listed with fountain
- Energy Efficient Pump listed with fountain
- Plumbing & Tubing
- Polished Pebbles

SEARCH BY ITEM NUMBER TO VIEW THESE FOUNTAINS IN ACTION ON OUR WEBSITE.



A photograph of a Zen garden fountain. The fountain consists of a dark, rectangular stone block with a small, circular opening in the center, from which a small amount of water is spraying. The block is set on a bed of smooth, light-colored pebbles. In the foreground, there are large, light-colored stone tiles. The background is filled with lush greenery, including a large agave plant with long, pointed leaves on the left, and various other plants and trees. The text "Zenshu Fountains" is overlaid in white on the right side of the image.

Zenshu Fountains



Real Stone Fountains - In a Variety of Styles and Shapes

Zenshu Fountains were created to offer you unique options of real stone fountains. Borrowing from Japanese Zen garden influence, these fountains create beautiful, subtle conversation pieces with their blend of natural earth tones with black polished accents. These fountains invite you to sit and meditate with nature.





Yoyu Fountain

- Approx 18" x 18" x 12"H (approx 325 lb)
- 36" Achelous Basin & 660 gph Pump

Item	Description	Retail
ABZ140	Complete Kit	\$1,399.99



Keki Fountain

- 22" x 28" x 16"H (approx. 820 lb)
- 48" Achelous Basin & 800 gph Pump


Item	Description	Retail
ABZ030	Complete Kit	\$2,299.99



Tsuisuto Fountain

- 10" - 12" Dia. x 31"H (approx. 200 lb)
- 36" Achelous Basin & 1,110 gph Pump

Item	Description	Retail
ABZ020	Complete Kit	\$1,899.99



Zenshu Basalt

Tamaishi Fountain

- 22" - 25" x 24" - 28" x 12" - 14"H (approx. 550 lb)
- 48" Achelous Basin & 800 gph Pump

Item	Description	Retail
ABZ050	Complete Kit	\$1,999.99



Mizu Kasai Fountain

- 24" - 30"Dia., 8" - 9"H (approx. 335 lb)
- 36" Achelous Basin & 800 gph Pump

Item	Description	Retail
ABZ100	Complete Kit	\$1,699.99



Kazan Triple Fountain

- 10" - 16" Dia. x 18"H, 24"H, 30"H (approx. 800 lb total)
- Altum Basin & 1,495 gph Pump

Item	Description	Retail
ABZ150T	Complete Kit	\$3,599.99



Suwaru Fountain

- 20" - 26" Dia. x 8"H (approx. 325 lb)
- 36" Achelous Basin & 800 gph Pump

Item	Description	Retail
ABZ010	Complete Kit	\$1,499.99



Kazan Fountain

- 10" - 12" Dia. x 22"H (approx. 170 lb)
- 36" Achelous Basin & 800 gph Pump

Item	Description	Retail
ABZ040	Complete Kit	\$1,499.99



Shizukesa Fountain


- 32" x 16" x 14"H (approx. 735 lb)
- 48" Achelous Basin & 800 gph Pump

Item	Description	Retail
ABZ090	Complete Kit	\$2,499.99

Included in every Zenshu Kit

- Zenshu Fountain
- Basin listed with fountain
- Energy Efficient Pump listed with fountain
- Plumbing & Tubing
- Polished Pebbles

SEARCH BY ITEM NUMBER TO VIEW THESE FOUNTAINS IN ACTION ON OUR WEBSITE.





Zenshu Basalt

Heiho Fountain

- 28" x 28" x 12"H (approx. 980 lb)
- 48" Achelous Basin & 1,495 gph Pump

Item	Description	Retail
ABZ110	Complete Kit	\$3,399.99



Slate Fountain

- 18"H (approx. 375 lb)
- 48" Achelous Basin & 800 gph Pump

Item	Description	Retail
ABZ160	Complete Kit	\$2,099.99



Gray shown

Kanji Fountain

- 18" x 18" x 18"H (approx. 550 lb)
- 36" Achelous Basin & 660 gph Pump

Item	Description	Retail
ABZ120	Black	\$1,899.99
ABZ130	Gray	\$1,899.99



Barun Fountain

- 12" Dia. x 18"H (approx. 200 lb)
- Medium Basin & 660 gph Pump

Item	Description	Retail
ABZ060	Complete Kit	\$1,499.99



Oribu Fountain

- 15" Dia. x 10"H (approx. 85 lb)
- Medium Basin & 530 gph Pump

Item	Description	Retail
ABZ070	Complete Kit	\$1,399.99



Basalt Bird Bath Fountain

- 23" x 26" x 12"H (approx. 225 lb)
- 36" Achelous Basin & 800 gph Pump

Item	Description	Retail
ABBBF12	Complete Kit	\$1,399.99

Heiwa Fountain

- 22" - 24" Dia. x 12"H (approx. 400 lb)
- 36" Achelous Basin & 800 gph Pump

Item	Description	Retail
ABZ080	Complete Kit	\$1,699.99

Included in every Zenshu Kit

- Zenshu Fountain
- Basin listed with fountain
- Energy Efficient Pump listed with fountain
- Plumbing & Tubing
- Polished Pebbles

SEARCH BY ITEM NUMBER TO VIEW THESE FOUNTAINS IN ACTION ON OUR WEBSITE.





Copper Fountains



Handmade Copper Fountains - In a Variety of Styles and Shapes

Create a striking visual both during the day & at night as water dances from leaf to leaf all while lights capture the shimmering droplets of water. These trees are hand made by our designer in the most tranquil place in the midst of the deep woodlands in England. Every single element of these sculpted fountains, including the leaves, are hand made creating the most beautiful of fountains. No two pieces are exactly identical ensuring individuality and zest in all designs.



Trees ~ Page 68

Flowers ~ Page 70

Cups ~ Page 71



Extra Tall Maple Fountain

- 1,495 gph Pump

Item	Description	Height	Width	Length	Retail
ABCF700K	Complete Kit	70"	40"	47"	\$10,249.99
ABCF700	Tree Only	70"	40"	47"	\$8,899.99

Included in every Copper Fountain Kit

- Copper Fountain
- 48" Achelous Basin
- Energy Efficient Pump listed with fountain
- Stainless Pump Bag
- Plumbing & Tubing

Weeping Willow Fountain

- 660 gph Pump

Item	Description	Height	Dia.	Retail
ABCF050K	Complete Kit	37"H	14"	\$2,399.99
ABCF050	Tree Only	37"H	14"	\$1,479.99
ABCF100K	Complete Kit	45"H	18"	\$2,949.99
ABCF100	Tree Only	45"H	18"	\$1,999.99

Trees Copper





Weeping Elm Fountain

- 1,495 gph Pump

Item	Description	Height	Dia.	Retail
ABCF600K	Complete Kit	60"	22"	\$8,199.99
ABCF600	Tree Only	60"	22"	\$6,899.99



Sequoia Tree Fountain

- 1,110 gph Pump

Item	Description	Height	Dia.	Retail
ABCF300K	Complete Kit	40"	16"	\$2,949.99
ABCF300	Tree Only	40"	16"	\$1,999.99



Japanese Maple Fountain

- 1,495 gph Pump

Item	Description	Height	Dia.	Retail
ABCF400K	Complete Kit	38"	36"	\$6,899.99
ABCF400	Tree Only	38"	36"	\$5,649.99



Creeping Maple Fountain

- 1,495 gph Pump

Item	Description	Height	Length	Retail
ABCF500K	Complete Kit	30"	60"	\$7,999.99
ABCF500	Tree Only	30"	60"	\$6,669.99

“ Each leaf is hand cut and attached to the tree with care by the artist. ”



Red Iris Fountain

- 800 gph Pump

Item	Description	Height	Diameter	Retail
ABCF250K	Complete Kit	50"	17"	\$2,899.99
ABCF250	Flower Only	50"	17"	\$1,999.99

Flowers Copper



Blue Iris Fountain

- 800 gph Pump

Item	Description	Height	Diameter	Retail
ABCF275K	Complete Kit	50"	17"	\$2,899.99
ABCF275	Flower Only	50"	17"	\$1,999.99



Orange Trumpet Fountain

- 800 gph Pump

Item	Description	Height	Diameter	Retail
ABCF200K	Complete Kit	47"	17"	\$2,899.99
ABCF200	Flower Only	47"	17"	\$1,999.99



Lilac Trumpet Fountain

- 1,110 gph Pump

Item	Description	Height	Diameter	Retail
ABCF225K	Complete Kit	47"	17"	\$4,949.99
ABCF225	Flower Only	47"	17"	\$3,999.99

Included in every Copper Fountain Kit

- Copper Fountain
- 48" Achelous Basin
- Energy Efficient Pump listed with fountain
- Stainless Pump Bag
- Plumbing & Tubing

Harmony Springs Fountain

- Black Polished Pebbles

Item	Cups	Height	Basin	Pump	Retail
ABHS3C	3	28"	Medium	290 gph	\$1,399.99
ABHS5C	5	38.75"	36" Achelous	370 gph	\$1,999.99

The Harmony Springs Fountain has that eternal allure and rich color that is sure to bring elegance to any setting. Made from a rustic stainless metal, this fountain is an ideal choice as the material enriches to a deeper hue over time. Made by hand with care by a metal artist in Maryland.



“ The expertise of our gifted craftsmen shows in each of our one-of-a-kind copper fountains. Select one of these distinctive fountains and create an unmistakable, signature look for your garden. ”



Copper Fountain

Stainless Pump Cover

Tubing

Fountain Pump

Basin

Included in every Copper Fountain Kit

- Copper Fountain
- 48" Achelous Basin
- Energy Efficient Pump listed with fountain
- Stainless Pump Bag
- Plumbing & Tubing

SEARCH BY ITEM NUMBER TO VIEW THESE FOUNTAINS IN ACTION ON OUR WEBSITE.




- Polished Pebbles are not included in Copper Fountain Kits



36" Achelous AquaBox®

- Suitable for medium fountains
- Round 36" in diameter x 16"H
- 60 gallon capacity
- Max. static load 750 lb
- Approx. 40 lb
- Includes center support & stainless pump cover
- Requires 4-5 bags of Polished Pebbles

Item	Retail
AB36AB	\$499.99



48" Achelous AquaBox®

- Suitable for large fountains
- Round 48" in diameter x 16"H
- 95 gallon capacity
- Max. static load 1,200 lb
- Approx. 65 lb
- Includes center support & stainless pump cover
- Requires 5-6 bags of Polished Pebbles

Item	Retail
AB48AB	\$599.99



Altum AquaBox®

- Suitable for large and multiple fountains
- Square 52.5" x 52.5" x 20"H
- 220 gallon capacity
- Max. static load 2,000 lb
- Approx. 110 lb
- Includes center support & stainless pump cover
- Requires 8-10 bags of Polished Pebbles

Item	Retail
AB52AB	\$1,139.99



AquaBox® Basins

Use our patented AquaBox® to support large and heavy fountains. These basins are designed to be lightweight for a professional install. These basins differ from others in that they feature removable top panels. Additional support columns can be added when using large and heavy fountains.

Take confidence in knowing your new fountain system is protected by US Patent # 7,341,203

“ These basins are ideal for vases, real stone fountains, copper fountains, & triple fountains. Plus, they are now built in Blue Thumb's Michigan facility. ”



Fountain Basin Auto Fill Kit

- For use with Fountain Basins & AquaBox® Basins


Item	Description	Retail
ABDAUTO	1/2" Auto Fill Kit	\$54.99



Before



After



Sediment Screen for Altum or Achelous Basin

The sediment screen will help prevent debris and particles from passing through the grates and into the basin where they can clog the pump and slow the water flow. Adding this item will save a lot of maintenance time in the future.

Item	Retail
ABSCREEN	\$79.99



Kink-Free Fountain Hose

3/4" kink-free tubing 4 feet long is perfect for connecting pumps to the bottom of any vase fountain. Comes complete with 2 quick disconnects.

Item	Retail
34ABDHOSE	\$89.99



Aluminum Grate for Altum AquaBox

Use with Triple Vase Sets or Triple Basalt Columns with heavy point loads.

Item	Retail
ABDGRATE	\$890.00



Splash Apron

The 8' x 8' basin splash apron will help to prevent water loss from your fountain by capturing and returning water that may have otherwise ended up in the surrounding landscape. The splash apron extends beyond the perimeter of your basin dramatically increasing its water collection area.

Item	Description	Retail
ABBSA36	Use with Achelous / Altum Basin	\$99.99

Polished Pebbles

Decorative polished pebbles are great for hiding the top of the Fountain & Formal Falls Basins. *One bag covers approximately a 24" x 24" area. See Basins for suggested number of bags.*



Black - 40 lb Bag

Item	Retail
PPBK40	\$49.99



White - 40 lb Bag

Item	Retail
PPWT40	\$49.99



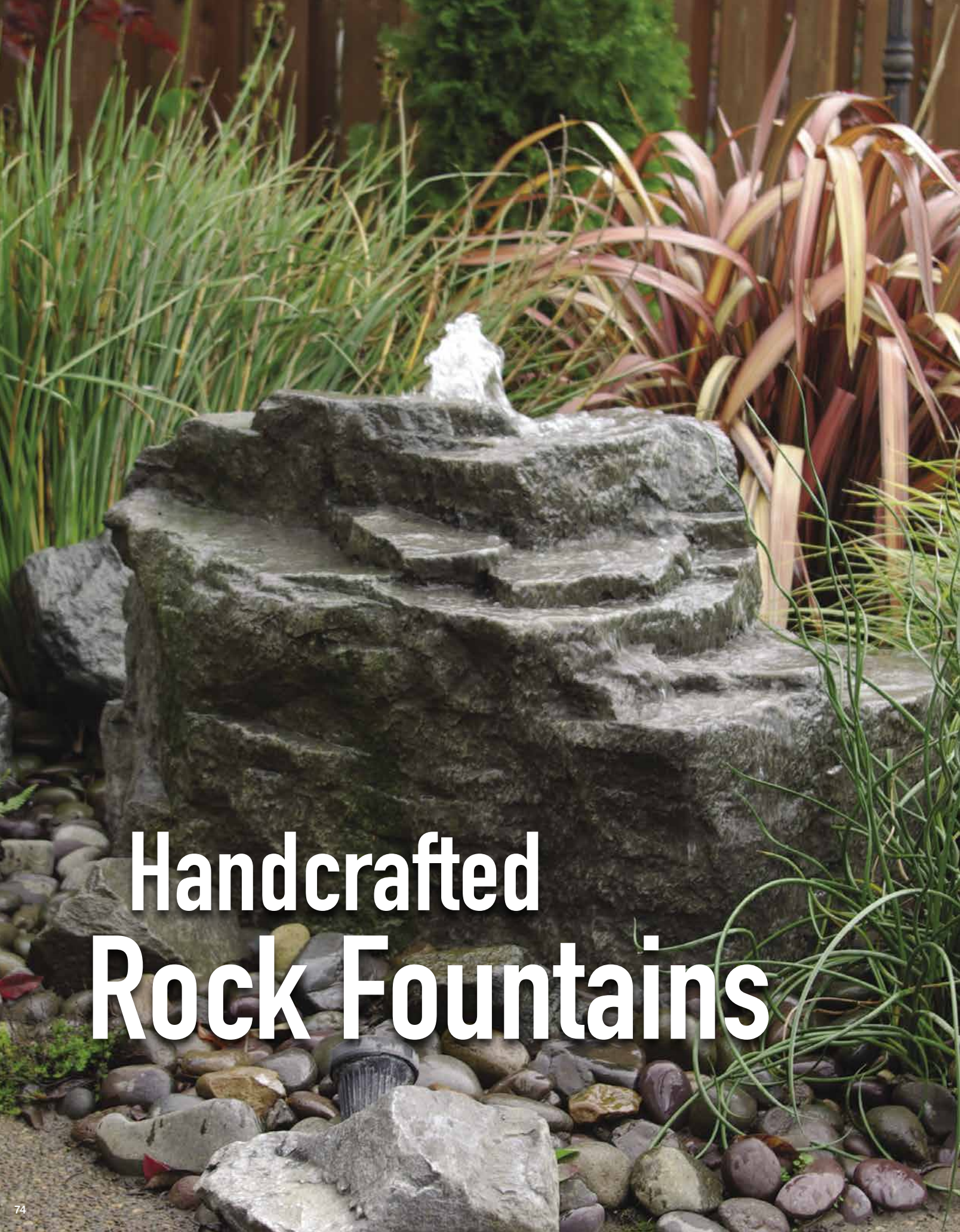
Striped - 40 lb Bag

Item	Retail
PPST40	\$49.99



Mixed - 40 lb Bag

Item	Retail
PPMX40	\$49.99



Handcrafted Rock Fountains



Handcrafted Rock Fountains - In a Variety of Styles and Shapes

Handcrafted Rock Fountains are as sturdy as real rock, with a fraction of the weight. Each boulder is molded and prepared by hand at Blue Thumb and follows a careful process ensuring they are ready for your landscape. All of the Handcrafted Rock Fountains are available in Dapple Gray and Chestnut.





Horseshoe Falls Fountain

- 38" x 36" x 13"H, (approx. 160 lb)
- 48" Achelous Basin & 1,110 gph Pump

Item	Description	Retail
LA3325K	Complete Kit	\$1,549.99
LA3325	Rock Only	\$599.99



Manistique Falls Fountain

- 51" x 31" x 13"H (approx. 250 lb)
- Extra Large Basin & 3,200 gph Pump


Item	Description	Retail
LA3300K	Complete Kit	\$2,599.99
LA3300	Rock Only	\$799.99



Sand River Falls Fountain

- 28" x 24" x 17"H, (approx. 86 lb)
- Large Basin & 800 gph Pump

Item	Description	Retail
LA3375K	Complete Kit	\$1,099.99
LA3375	Rock Only	\$329.99



Sonoma Rock Fountain

- 12" x 17" x 24"H, (approx. 50 lb)
- Large Basin & 800 gph Pump

Item	Description	Retail
LA3525K	Complete Kit	\$1,099.99
LA3525	Rock Only	\$299.99



Slate River Falls Fountain

- 36" x 30" x 12"H (approx. 66 lb)
- 48" Achelous Basin & 1,110 gph Pump

Item	Description	Retail
LA3350K	Complete Kit	\$1,399.99
LA3350	Rock Only	\$419.99

Included in every Handcrafted Rock

- GFRC Fountain
- Basin listed with fountain
- Energy Efficient Pump listed with fountain
- Flow Control Valve
- Plumbing & Tubing
- Polished Pebbles

SEARCH BY ITEM NUMBER TO VIEW THESE FOUNTAINS IN ACTION ON OUR WEBSITE.






Small Caldera Single Fountain

- 20" x 24" x 20"H, (55 lb)
- Medium Basin & 530 gph Pump

Item	Description	Retail
LA2125K	Complete Kit	\$999.99
LA2125	Rock Only	\$439.99



Mountain Spring Rock Fountain

- 36" x 24" x 24"H (approx. 120 lb)
- 48" Achelous Basin & 800 gph Pump

Item	Description	Retail
LA4100K	Complete Kit	\$1,499.99
LA4100	Rock Only	\$599.99



Silver Falls Fountain

- 15" x 10" x 26"H, (approx. 32 lb)
- Large Basin & 660 gph Pump

Item	Description	Retail
LA2150K	Complete Kit	\$1,049.99
LA2150	Rock Only	\$329.99



Twisted Creek Fountain

- 18" x 20" x 36"H, (approx. 93 lb)
- 48" Achelous Basin & 800 gph Pump

Item	Description	Retail
LA4125K	Complete Kit	\$1,399.99
LA4125	Rock Only	\$449.99



Triple Cascade Rock Fountain

- 32" x 18" x 24"H, (approx. 60 lb)
- Large Basin & 1,495 gph Pump

Item	Description	Retail
LA3500K	Complete Kit	\$1,299.99
LA3500	Rock Only	\$449.99



Klamath Basin Fountain

- 18" x 19" x 16"H, (42 lb)
- Medium Basin & 370 gph Pump

Item	Description	Retail
LA2100K	Complete Kit	\$849.99
LA2100	Rock Only	\$319.99



Mini Mountain Spring Fountain

- 22" x 20" x 15"H, (approx. 40 lb)
- Large Basin & 660 gph Pump

Item	Description	Retail
LA2200K	Complete Kit	\$999.99
LA2200	Rock Only	\$439.99




Accent Planter

An Accent Planter easily creates a beautiful display to enhance the look of your fountain.

- 19" x 7" x 6"H, (approx. 23 lb)

Item	Description	Retail
LA20PLANT	Rock Only	\$99.99



Handcrafted Rocks

Hollow Springs Fountain

- 16" x 13" x 25"H, (approx. 54 lb)
- Large Basin & 530 gph Pump

Item	Description	Retail
LA2175K	Complete Kit	\$1,099.99
LA2175	Rock Only	\$389.99



Watershed Cascade Triple Fountain

- 24"H, 36"H, 42"H (approx. 255 lb Total)
- 48" Achelous Basin & 1,980 gph Pump

Item	Description	Retail
LA7125K	Complete Kit	\$2,599.99

Included in every Handcrafted Rock

- GFRC Fountain
- Basin listed with fountain
- Energy Efficient Pump listed with fountain
- Flow Control Valve
- Plumbing & Tubing
- Polished Pebbles



Bird Bath Triple Fountain

- 16"H, 25"H, 36"H (approx. 165 lb Total)
- 48" Achelous Basin & 1,980 gph Pump

Item	Description	Retail
LA7175K	Complete Kit	\$2,349.99



Twin Peaks Fountain

- 16"H, 10"H (approx. 30 lb Total)
- Large Basin & 800 gph Pump

Item	Description	Retail
LA6125K	Complete Kit	\$1,099.99



Cascade Double Fountain with Accent Planter

- 24"H, 36"H, & 1 Accent Planter (approx. 140 lb Total)
- 48" Achelous Basin & 1,300 gph Pump

Item	Description	Retail
LA6100K	Complete Kit	\$1,899.99



Watershed Tall Double Fountain

- 36"H, 42"H (approx. 205 lb Total)
- 48" Achelous Basin & 1,300 gph Pump

Item	Description	Retail
LA6175K	Complete Kit	\$2,099.99



Double Cascade Fountain with Accent Rock

- 24"H, 36"H, & 1 Accent Rock (approx. 143 lb Total)
- 48" Achelous Basin & 1,300 gph Pump

Item	Description	Retail
LA6150K	Complete Kit	\$1,899.99



Cascade Mini-Mountain Spring Triple Fountain

- 15"H, 24"H, 36"H (approx. 160 lb Total)
- 48" Achelous Basin & 1,980 gph Pump

Item	Description	Retail
LA7100K	Complete Kit	\$2,499.99



Watershed Triple Fountain Kit

- 17" x 19" x 24"H
21" x 19" x 34"H
21" x 22" x 39"H
(approx. 335 lb. Total)
- 48" Achelous Basin & 1,980 gph Pump

Item	Description	Retail
LA7200T	Complete Kit	\$2,599.99



Twisting Cascade Triple Fountain

- 16"H, 24"H, 36"H, (approx. 175 lb Total)
- 48" Achelous Basin & 1,980 gph Pump

Item	Description	Retail
LA7150K	Complete Kit	\$2,349.99



Handcrafted Rocks

Triple Matterhorn Fountains

- Small, Medium, & Large Matterhorn fountains included
- 8" x 13" x 18"H, 17" x 15" x 24"H, 19" x 16" x 28"H (approx. 120 lb Total)
- 48" Achelous Basin, 1,300 gph, & 800 gph Pump

Item	Description	Retail
LA3100T	Complete Kit	\$1,899.99

A Small Matterhorn Fountain

- 8" x 13" x 18"H (approx. 22 lb)
- Medium Basin & 660 gph Pump

Item	Description	Wholesale
LA3125K	Complete Kit	\$749.99
LA3125	Rock Only	\$149.99

B Medium Matterhorn Fountain

- 17" x 15" x 24"H (approx. 38 lb)
- Large Basin & 800 gph Pump

Item	Description	Retail
LA3150K	Complete Kit	\$999.99
LA3150	Rock Only	\$199.99

C Large Matterhorn Fountain

- 19" x 16" x 28"H (approx. 60 lb)
- 36" Achelous Basin & 1,110 gph Pump

Item	Description	Retail
LA3175K	Complete Kit	\$1,199.99
LA3175	Rock Only	\$279.99

Included in every Handcrafted Rock

- GFRC Fountain
- Basin listed with fountain
- Energy Efficient Pump listed with fountain
- Flow Control Valve
- Plumbing & Tubing
- Polished Pebbles



Triple Falls Fountain Kit

- Agawa Falls, Agate Falls, & Alder Falls fountains included
- 16" x 18" x 9"H, 18" x 19" x 13"H, 20" x 22" x 16"H (approx. 118 lb. Total)
- 48" Achelous Basin, 1,300 gph, & 800 gph Pump

Item	Description	Retail
LA3200T	Complete Kit	\$1,899.99

A Agawa Falls Fountain

- 16" x 18" x 9"H (approx. 24 lb)
- Medium Basin & 660 gph Pump

Item	Description	Retail
LA3275K	Complete Kit	\$749.99
LA3275	Rock Only	\$149.99

B Agate Falls Fountain

- 18" x 19" x 13"H (approx. 44 lb)
- Medium Basin & 660 gph Pump

Item	Description	Retail
LA3250K	Complete Kit	\$799.99
LA3250	Rock Only	\$199.99

C Alder Falls Fountain

- 20" x 22" x 16"H (approx. 50 lb)
- Large Basin & 800 gph Pump

Item	Description	Retail
LA3225K	Complete Kit	\$1,099.99
LA3225	Rock Only	\$279.99

SEARCH BY
ITEM
NUMBER TO
VIEW THESE
FOUNTAINS IN ACTION
ON OUR WEBSITE.



“ The fountains on this page are available in a triple kit or as a single fountain. ”

A Small Column Fountain

- 16" - 18" Dia. x 18"H (approx. 42 lb)
- 36" Achelous Basin & 1,110 gph Pump
- (Polished Pebbles not included)

Item	Description	Retail
LA3025K	Complete Kit	\$1,199.99
LA3025	Rock Only	\$349.99

B Medium Column Fountain

- 16" - 18" Dia. x 24"H (approx. 66 lb)
- 36" Achelous Basin & 1,110 gph Pump
- (Polished Pebbles not included)

Item	Description	Retail
LA3050K	Complete Kit	\$1,349.99
LA3050	Rock Only	\$449.99

C Large Column Fountain

- 16" - 18" Dia. x 28"H (approx. 69 lb)
- 36" Achelous Basin & 1,495 gph Pump
- (Polished Pebbles not included)

Item	Description	Retail
LA3075K	Complete Kit	\$1,399.99
LA3075	Rock Only	\$499.99

Triple Column Fountain Kit

- 16" - 18" Dia. x 18"H, 24"H, 28"H (approx. 177 lb Total)
- Extra Large Basin & 3,200 gph Pump with Ball Valves
- (Polished Pebbles not included)

Item	Description	Retail
LA3000T	Complete Kit	\$2,699.99





Handcrafted "GFRC" Fountains

What is GFRC?

GFRC stands for Glass Fiber Reinforced Concrete. GFRC is a lightweight, durable material that can be cast into nearly unlimited shapes, colors and textures making it a great material for our bubbling boulders.

All our GFRC boulders are made in-house by our trained staff. We search out only the finest boulders from nature to create molds from so we can offer you a very natural and realistic fountain.



How GFRC is made

The GFRC rock mixture is carefully measured and mixed before it is packed into the prepared mold by hand. The rock then is baked and removed from the mold to cure. Then each rock is inspected and any rough spots are sanded, chiseled, or burned away. Any thin parts of the rock are reinforced with more GFRC mixture. When the rock is fully shaped, it is then carefully hand painted and sealed to give the rock it's natural look. The completed rocks are then packed on a pallet and sent to you ready to install.



Dapple Gray



Chestnut

All of our handcrafted rocks are available in either Dapple Gray or Chestnut. Blue Thumb's expert rock makers carefully hand paint every rock to ensure it replicates the natural beauty of real rock.



A Medium Basin

- 30" x 34" x 14"H
- Best for fountains up to 24"H
- Supports 750 lbs
- 41 gallon capacity
- Requires 4 bags of Polished Pebbles

Item	Retail
PB1953	\$299.99

B Large Basin

- 40" x 46" x 14"H
- Best for fountains up to 36"H
- Supports 1,200 lb
- 82 gallon capacity
- Requires 5 bags of Polished Pebbles

Item	Retail
PB1960	\$449.99

C Extra Large Basin

- 62" x 72" x 21"H
- Perfect for large fountains
- Supports 1,500 lb
- 200 gallon capacity

Item	Retail
PB2637	\$1,199.99



GFRF Fountain Basins

GFRF Fountain Basins

Blue Thumb's innovative design includes a flat, supported top deck with recessed plumbing channels for the tubing and a pocket for a manifold. These basins work best for handcrafted rock fountains or other fountains with weight evenly distributed over the basin top. GFRF Basins come with a 5 year warranty.

Medium Fountain Conversion Kit

Medium Fountain Basin, 660 gph pump, 3/4" Kink-Free Tubing with Quick Disconnects, Bulk Head Fitting, and Stand Pipe Assembly with Ball Valve.

Item	Retail
PB1953KIT	\$499.99

Large Fountain Conversion Kit

Large Fountain Basin, 800 gph pump, 3/4" Kink-Free Tubing with Quick Disconnects, Bulk Head Fitting, and Stand Pipe Assembly with Ball Valve.

Item	Retail
PB1960KIT	\$699.99



Fountain Basin Auto Fill Kit

Item	Retail
ABDAUTO	\$54.99

Polished Pebbles

Decorative polished pebbles are great for hiding the top of the Fountain & Formal Falls Basins.

One bag covers approximately a 24" x 24" area. See Basins for suggested number of bags.



Black - 40 lb Bag

Item	Retail
PPBK40	\$49.99



White - 40 lb Bag

Item	Retail
PPWT40	\$49.99



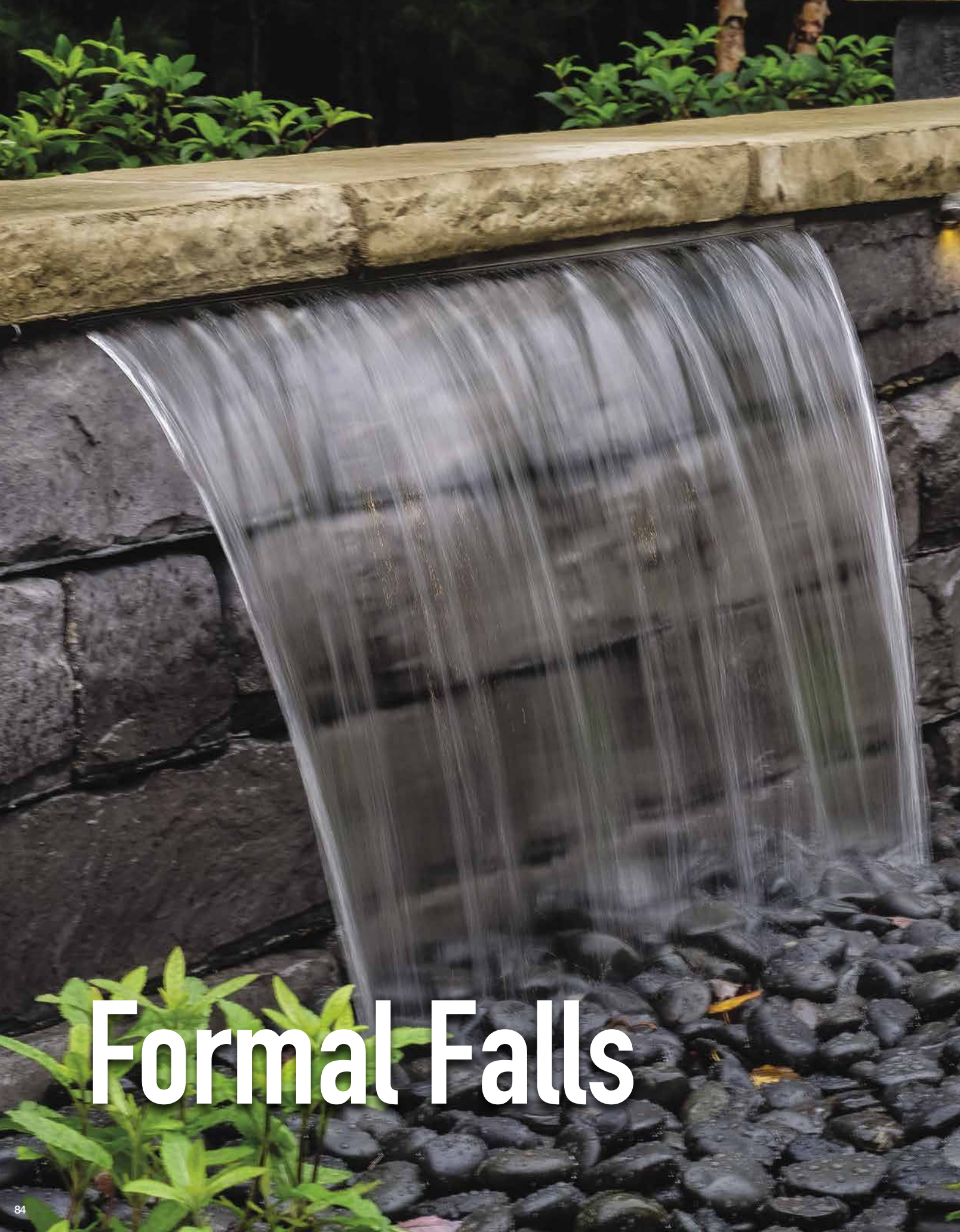
Striped - 40 lb Bag

Item	Retail
PPST40	\$49.99



Mixed - 40 lb Bag

Item	Retail
PPMX40	\$49.99




Formal Falls



Formal Falls - Retaining Wall Waterfalls

Our beautiful Formal Falls infuses your landscape with the soothing sounds of rippling water over decorative stones, fostering a serene mood. The natural beauty and tranquility of cascading water attracts birds and helpful insects, creating a peaceful oasis.





Mini Formal Falls

- Suggested flow from 700 to 1,200 gph
- Stainless Spillway Weir 8" W
- One 1" female threaded inlet
- Basin Dimensions: 16" x 16" x 16"H
- 12 Gallon Capacity

Item	Details	Retail
PB1878	Stainless Spillway Only	\$249.99
PB1908	Basin Kit	\$499.99
PB1946	Basin Only	\$179.99



Small Formal Falls

- Suggested Flow: 100-150 gph per inch
- Stainless Spillway Weir 16" W
- One 1" female threaded inlet
- Basin Dimensions: 44.125" x 22" x 16"H
- 42 gallon capacity


Item	Details	Retail
PB1779	Stainless Spillway Only	\$459.99
PB1649	Basin Kit	\$649.99
PB1649L	Basin Kit w/ 1 LED Light	\$829.99
PB1632	Basin Only	\$289.99



Medium Formal Falls

- Suggested Flow: 100-150 gph per inch
- Stainless Spillway Weir 28" W
- Two 1" female threaded inlets
- Basin Dimensions: 44.125" x 22" x 16"H
- 42 gallon capacity

Item	Details	Retail
PB1793	Stainless Spillway Only	\$619.99
PB1656	Basin Kit	\$789.99
PB1656L	Basin Kit w/ 1 LED Light	\$969.99
PB1632	Basin Only	\$289.99



Formal Falls



Formal Falls Basin with optional LED Light



Large Formal Falls

- Suggested Flow: 100-150 gph per inch
- Stainless Spillway Weir 40" W
- Three 1" female threaded inlets
- Basin Dimensions: 56" x 24" x 16"H
- 65 gallon capacity

Item	Details	Retail
PB1816	Stainless Spillway Only	\$789.99
PB2651	Basin Kit	\$969.99
PB2651L	Basin Kit w/ 2 LED Light	\$1,399.99
PB2644	Basin Only	\$429.99

Formal Falls Product Highlights

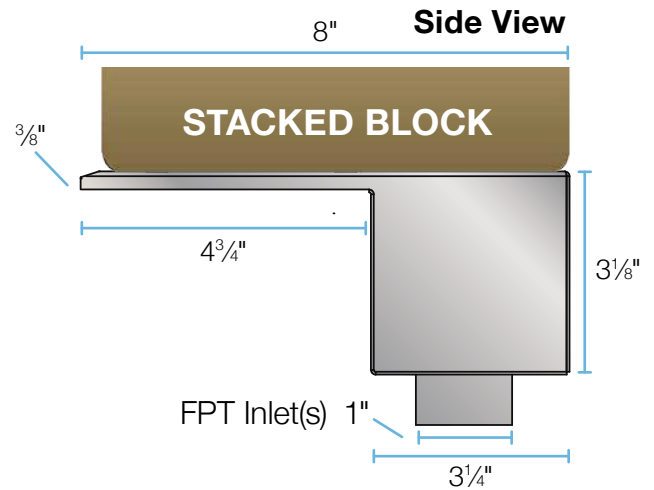
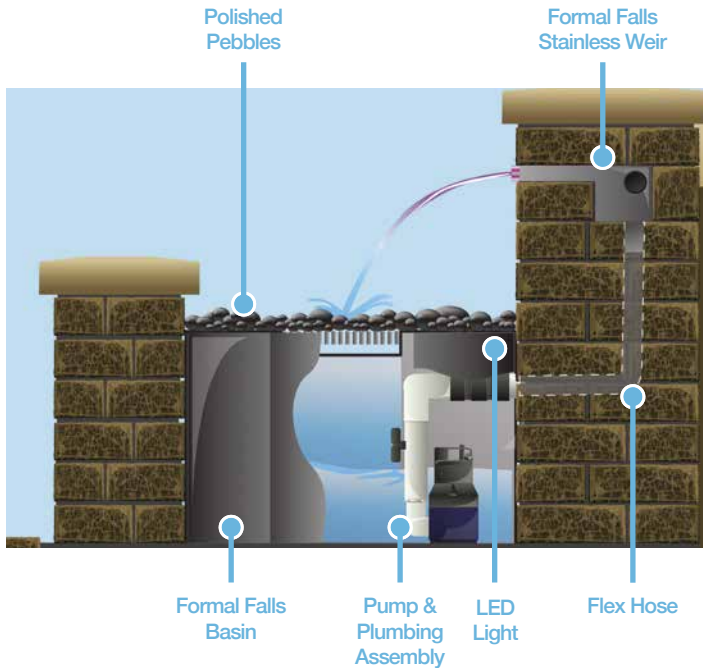
- Stainless Steel Construction
- Sealed top supports stacked block
- Self Draining: No need to winterize
- Can be used with mortar
- LED Color Changing Light Bulb in basin (optional)
- Manufactured in the USA

Included in every Formal Falls Kit

- Formal Falls Basin
- Blue Thumb Pump
- Pump Prefilter Sock
- Pump Discharge Assembly
- Flex Hose
- PVC Prime & Cement

How it Works

The Formal Falls Basin protects the Pump & Plumbing Assembly. Decorative stones disguise the molded basin and Flex Hose. The Pump moves water through the Flex Hose and into a Formal Falls Stainless Weir. From there, the waterfall cascades into the basin and the cycle begins again.



Beware Cheap Imitations...

- Acrylic will crack in winter if not winterized
- Water flow splits if debris lodges inside

Why is Formal Falls a superior product?

- Stainless Steel Construction
- Full top to stack block
- No hot spots on light
- Self-draining - won't crack in the winter temps
- Pump is easily accessed inside basin
- Large opening for thick showy water



Custom Projects - Concept to Reality...

We can custom quote any of your water feature needs including all of the equipment and supplies you will need. Start your dream project today. Visit our website or contact us to get your new water feature project started today!





Stainless Steel Spouts

- Suggested flow 700 - 900 gph
- 3 unique spout shapes
- Dimensions: 2"W x 2"H x 7.25"L
- 1" threaded inlet

Item	Description	Retail
A PB1939	Small Round	\$199.99
B PB1922	Large Round	\$199.99
C PB1915	Square	\$199.99



Basin Kit for Stainless Spout

- Kit assumes max 24" high waterfall
- Add cost of Spout to complete kit.

Item	Retail
PBSSBK	\$499.99



Wall Spouts

Solid brass wall spouts are an easy & elegant way to add the sight and sound of water to vertical surfaces. The perfect addition to both traditional and contemporary walls & patios, these spouts are great for smaller outdoor spaces or a perfect compliment to our Formal Falls.

- Suggested flow rate- 600gph
- 1.5" Inlet
- 3 Year Warranty
- Use with Item# PBSSBK Mini Basin Kit (above)

Item	Style	Retail
A FWSMS	Mantova	\$219.99
B FWSRO	Ravenna	\$219.99
C FWSOO	Olivett	\$219.99
D FWSVS	Verona	\$219.99

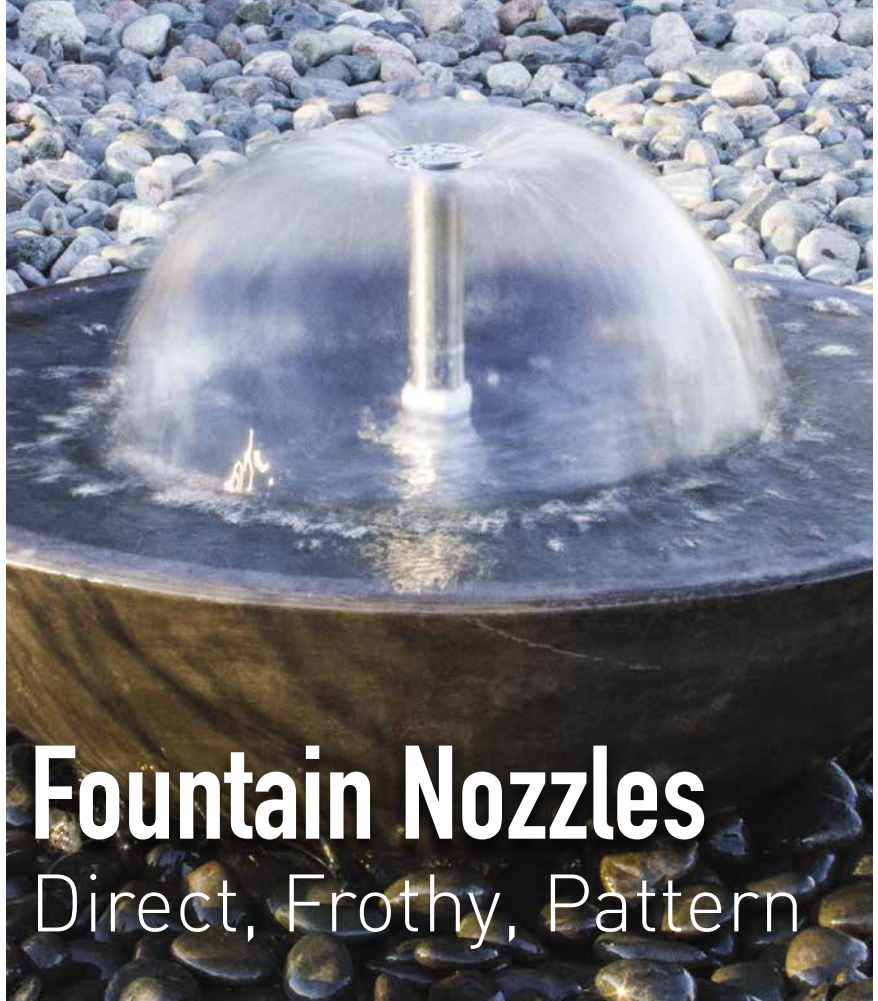


Water Wall Spillways

A new concept in water wall design, these spillways eliminate the need for valances with an attractive stainless steel or copper finish that can be left visible, simplifying installation. These spillways create water walls, weeping walls, and rain curtains of any width in 24" increments, with seamless water flow between units.

- Dimensions: 24"W x 5.25" x 3.5"H
- Flow Rate: Smooth wall- 750-1500gph; Rough wall- 1500-3000gph

Item	Finish	Retail
FSWS24-316	Stainless Steel	\$429.99
FSWS24-316	Copper	\$429.99



Fountain Nozzles

Direct, Frothy, Pattern



Stainless Steel Mushroom (1")

Item	Retail
FN2003	\$92.99



Stainless Steel Fireworks (1")

Item	Retail
FN5008	\$105.99



Stainless Steel Angel (1")

Item	Retail
FN5003	\$105.99



Stainless Steel Chopstick (1")

Item	Retail
FN9007	\$164.99



Stainless Steel / Plastic Frothy (1")

Item	Retail
FN9211	\$165.99



Stainless Steel Fan (1")

Item	Retail
FN8017	\$212.99



Stainless Steel Rotating (1")

Item	Retail
FN8002	\$199.99



Stainless Steel Direct (1")

Item	Retail
FN1004	\$62.99




Brass Jetting Small (3/8")

Item	Retail
FN1102	\$35.99



Brass Jetting Medium (3/4")

Item	Retail
FN1104	\$55.99






Pond-Less Waterfalls



Pond-Less Waterfalls - In a Variety of Styles and Shapes

Our Pond-Less Waterfalls let you enjoy all the restful and relaxing benefits of a waterfall without the safety or maintenance concerns of a pond. Families with young children or small yards will delight in this beautiful option.

Cascading Waterfalls make an excellent choice in many settings, both residential and commercial. From short and narrow falls to wide and long falls, the design opportunities are endless so let your creative juices flow!





Elite Pond-Less

Elite Cascading Falls Kits

Our kits provide everything you need to create a professional installation of a Pond-Less Waterfall. Perfect for homeowners who want the sights and sounds of a waterfall without the maintenance of a pond.



Small Kit 5' L x 1'-2' W Stream
Medium Kit 15' L x 2'-4' W Stream
Large Kit 16' L x 4'-5' W Stream
X-Large Kit 17' L x 5'-7' W Stream



Blue Thumb Elite Cascading Falls Kits

Item	Kit Size	Liner	Falls Box	Pump	PVC Flex Hose	Matrix	Retail
PB1229	Small	10' x 15'	14"	2,340 gph	1.5" x 25'	2 small	\$1,049.99
PB1236	Medium	10' x 10' & 10' x 20'	22"	4,200 gph	2" x 25'	3 large	\$1,659.99
PB28KIT	28"	10' x 10' & 10' x 20'	28"	6,000 gph	2" x 25'	3 large	\$1,529.99
PB30CFK	Large	15' x 15' & 10' x 20'	30"	6,000 gph	3" x 25'	3 large / 3 small	\$2,299.99
PB40CFK	X-Large	15' x 15' & 15' x 20'	40"	7,800 gph	3" x 25'	4 large / 4 small	\$2,789.99



*Streambed lengths and widths are estimates. Actual dimensions will vary based on site.



Blue Thumb Elite Cascade Falls


Item	Size	Waterfall Width	Dimensions	Max Flow	Inlet Size	Retail
PB1106	Small	14" Spillway	19" x 24" x 14.25"	2,500 gph	Two - 2" Spinwelds	\$189.99
PB1113	Medium	22" Spillway	20" x 33" x 14.25"	5,500 gph	Two - 2" Spinwelds	\$319.99
PB1120	Large	30" Spillway	20" x 41" x 14.25"	7,500 gph	Two - 3" Spinwelds	\$459.99
PB1182	Extra Large	40" Spillway	19.5" x 51" x 14.25"	10,000 gph	Two - 3" Spinwelds	\$599.99



*Includes Landscape Lid, Black Matala Diffuser Mat, Two Factory Installed Spinweld Fittings, Detachable Weir, Self Taping Stainless Screws, Black Silicone, Plumbing Fittings, and Full Color Instructions.

Included in every Pond-Less Kit

- Cascade Spillway Box
- Submersible Blue Thumb Pump
- Pump Canyon (Vault)
- Pump Discharge Assembly
- Water Matrix
- Black PVC Flex Pipe
- Installation Kit
- Fish-Friendly Rubber Liner
- Protective Underliner



Elite Spillway

- Waterfall Spillway Width: 28"
- Dimensions: 32.25" x 15.5" x 5"H
- Max Flow: 7,500 gph
- Inlet Size: 2"
- Includes: (1) 2" 90° Street Elbow; MPT x Slip fitting

Item	Retail
PB2866	\$179.99



Mini Cascade Falls

- Waterfall Spillway Width: 10"
- Dimensions: 8.5" x 10" x 8"
- Max Flow: 1,800 gph
- Inlet Size: 2 - 1" Spinwelds
- Includes: Attached Landscape Lid

Item	Retail
PB1359	\$89.99



20" Cascade Falls

- Waterfall Spillway Width: 20"
- Dimensions: 20" x 8" x 7"
- Max Flow: 2,500 gph
- Inlet Size: 2 - 1.5" Spinwelds
- Includes: Attached Landscape Lid

Item	Retail
PB1762	\$139.99



Mini Kit
3' Long Stream

20" Kit
7' Long Stream



Blue Thumb DIY Cascading Falls Kits

Item	Size	Liner Size	Falls Box	PVC Flex Pipe	Pump	Matrix Included	Retail
PB1373	Mini	6' x 10'	10"	1" x 7'	1,800 gph	1 small	\$549.99
PB1854	20"	8' x 15'	20"	1.5" x 10'	2,340 gph	1 small	\$749.99

*Streambed lengths are estimates. Actual dimensions will vary based on site. Mini Kit shown.

How it Works

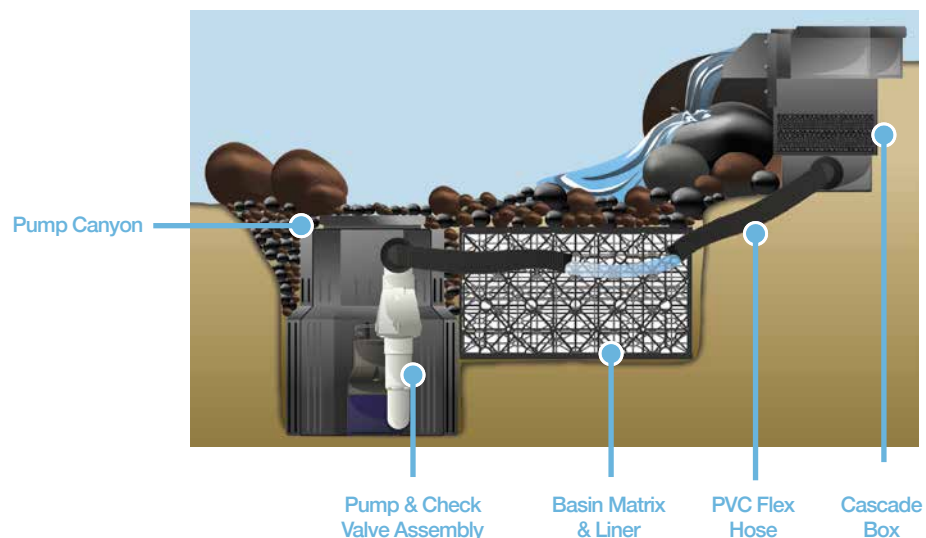
After digging a basin and installing our Basin Matrix & Liner, it's simple to install the Pump & Check Valve Assembly inside a Pump Canyon. The pump forces water into the PVC Flex Hose and into the Cascade Box. From there, water flows back into the lined basin and the process begins again.



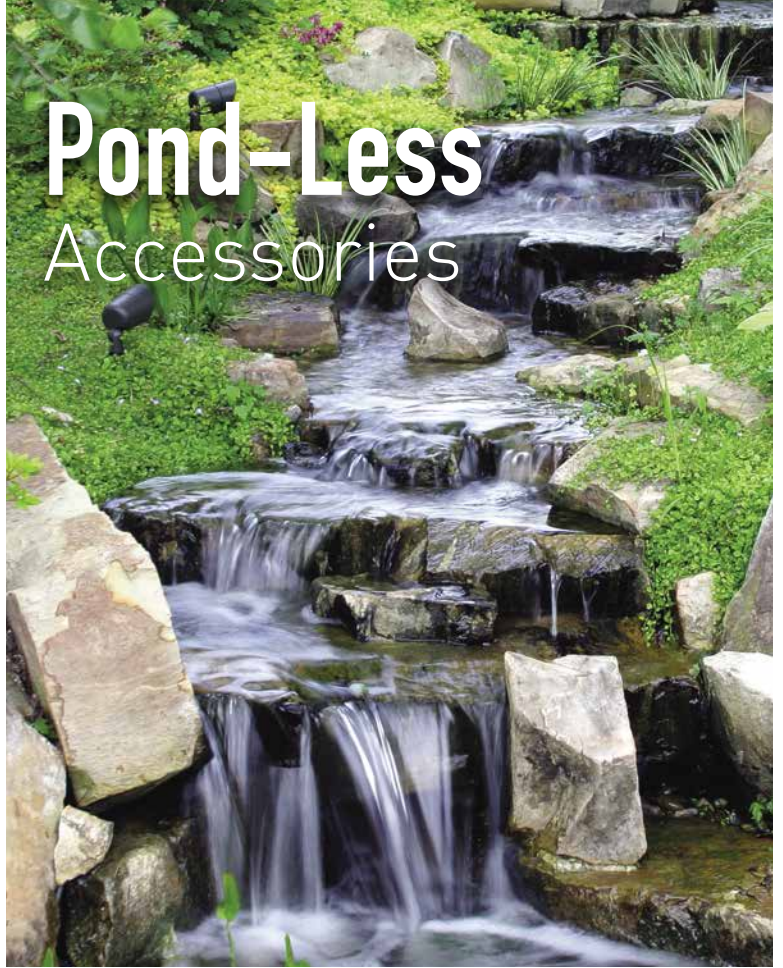
Corner Falls

- Waterfall Spillway Width: 12"
- Dimensions: 12" x 12" x 10"
- Max Flow: 2,500 gph
- Inlet Size: 2 - 1.5" Spinwelds
- Includes: Attached Landscape Lid

Item	Retail
PB1861	\$179.99



Pond-Less Accessories



Blue Thumb Pump Canyons

Our Pump Canyons are 41% thicker than the competition, built to withstand the pressure of being buried under the rock.

- One piece molded construction w/removable lid
- UniSeal accepts 1.5" (Mini), 2" (Small) Flex Hose
- Auto-Fill Spinweld Fitting
- Pump sits protected inside canyon
- Hexagonal design eliminates distortion
- Slots cut in side allows water to freely enter chamber

Item	Size	Dimensions	Flow Rate	Retail
PB1366	Mini	12.25" x 14" x 16"H	2,500 gph	\$129.99
PB1168	Small	15.5" x 18" x 22.5"H	7,500 gph	\$259.99
PB1175	Large	24" x 27.75" x 31.5"H	20,000 gph	\$399.99



Water Matrix for Basins

Basin Matrix is designed to replace up to 90% of the gravel traditionally used in the reservoir of Cascading Falls applications.

- Over 3 times more water storage capacity than gravel
- Less labor excavating and moving boulders
- Tighter spaces – Build your stream/waterfall to end right over the top of the Matrix.
- Extra water volume reduces the maintenance of filling due to evaporation.

Item	Size	Dimensions	Volume	Retail
WMSM17	Small	26.5"L x 16"W x 9.5"H	17 gal	\$49.99
WMLG34	Large	26.5"L x 16"W x 17.5"H	32 gal	\$64.99



Blue Thumb Pump Canyon Extension

- Allows you to dig your basin deeper
- Auto Fill spinweld included (auto fill kit sold separately)
- Guidelines every 4" allow easy cutting to customize depth of basin

Item	Size	Height	Depth	Retail
PB2354	Small	22"	42" Max	\$99.99
PB1977	Large	48"	78" Max	\$219.99



Advanced Design

Ready to take your design to the next level? Using the concept shown you can "shrink" the visible basin area without compromising the basin area water volume. Simply make sure to get enough extra basin liner to extend back across the top of the matrix to allow for soil prep.



BEFORE



AFTER

Pond-Less Waterfall Perfect for Trouble Areas


This landscape area had a steep slope that could not be planted and mulch would wash away during rains. The perfect solution was adding a pond-less feature to this landscape.



Pond-Less Waterfall Installation

Layout appropriate Matrix and Pump Canyon configuration. Spray outline with paint. Excavate basin to required size and depth. Install Underliner, Rubber Liner, then Underliner on top. Install Pump Canyon & Matrix Boxes. Lay Hose & Install Pump. Backfill Basin & Cover with Rock. Build the Waterfall & Stream. Fill with Water & Plug-In!

Ponds






Ponds and Water Gardens - Sizes to fit your space

Fish add color and personality to your pond. They clamor for attention, especially at feeding time. We carry the products that give your garden fish the quality care and environment that leads to long life spans. Your family will adore these delightful pets for years to come.



Elite Series ~ Page 98



Crystal Falls Series ~ Page 104



Serenity Series ~ Page 105



Elite Ponds

The Elite Series is our Contractor Grade Product Line.

Elite Pond Kits provide everything you need to create that professional pond installation. With five sizes available we're sure to have a package that will fit appropriately within your landscape design. If not, please contact us and we'll customize an Elite Kit around your design at no additional charge.

Most Comprehensive Pond Kit on the Market Today!

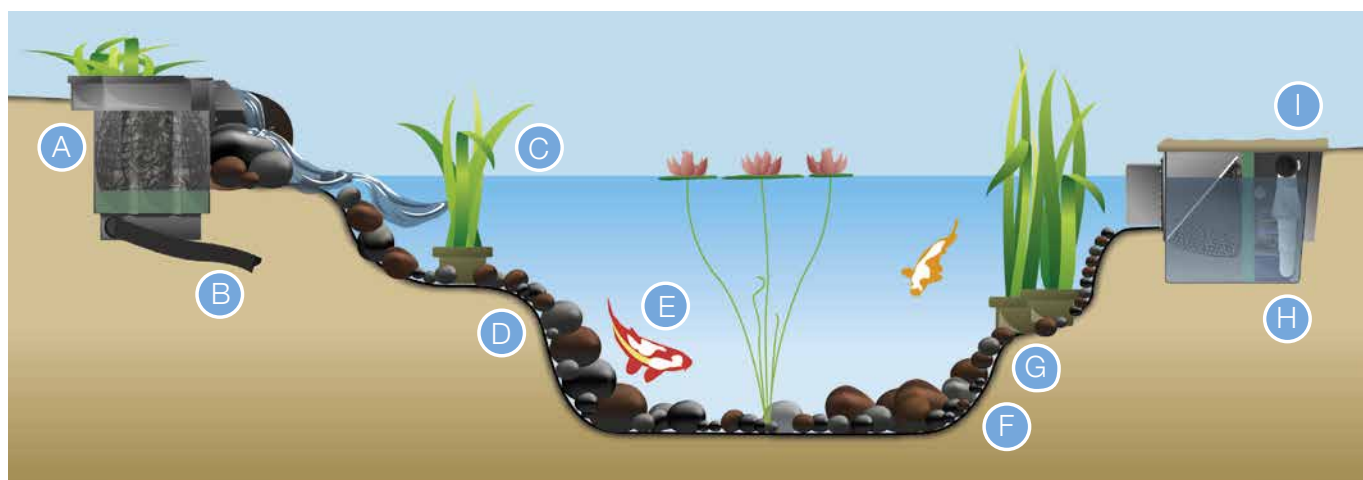


Included in every Elite Pond Kit

- Elite Skimmer
- Elite Waterfall with Bacti-Twist Media
- High Efficiency Pump
- Check Valve Assembly
- PVC Flex Pipe
- Submersible LED Light with Transformer
- Fish-Friendly Rubber Liner
- Protective Underliner
- Installation Kit
- Water Treatment Kit

Blue Thumb Elite Pond Kits

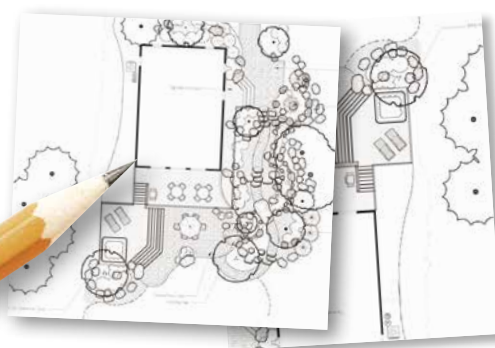
Item	Max Pond Size	Liner	Approx. Gallons	Pump Flow Rate	Pipe	Skimmer	Waterfall	Retail
PB1250	6' x 8'	10' x 12'	550	2,160 gph	2"x25'	8" Elite	14" Elite	\$1,399.99
PB1267	8' x 11'	12' x 15'	1,000	2,160 gph	2"x25'	8" Elite	14" Elite	\$1,499.99
PB1276	11' x 16'	15' x 20'	2,000	3,840 gph	2"x25'	8" Elite	22" Elite	\$1,999.99
PBE1621K	16' x 21'	20' x 25'	3,800	6,000 gph	2"x50'	10" Elite	30" Elite	\$2,599.99
PBE2126K	21' x 26'	25' x 30'	6,150	7,800 gph	2"x50'	10" Elite	30" Elite	\$3,199.99



Blue Thumb Complete Pond Eco-System

- A** **Biological Waterfall Boxes**
Filters harmful waste and toxins from water, keeping your pond clean and clear. Provides excellent surface area for beneficial bacteria growth while making a simple and artistic way of creating a waterfall. Easy to camouflage-especially when using the Landscape Lid.
- B** **Black PVC Flex Hose**
Carries water from skimmer box up to the biological waterfall box. Much easier to install than rigid PVC.
- C** **Aquatic Plants**
Add beauty to any pond! Plants can be placed throughout the pond or along the pond's edge. There are many varieties: floating, marginal, sinking, oxygenators and lilies. Watergarden kits are great when your desire is to keep many colorful and beautiful aquatic plants.
- D** **Rocks & Gravel**
Provides additional surface area for beneficial bacteria to colonize. Protects liner from harmful UV rays and damage from animals. Creates a very natural look.
- E** **Fish**
Adding colorful Koi and Goldfish creates an even more dramatic display. Watergardens are great for Goldfish and Koi.
- F** **Protective Underliner**
A non-woven, protective underliner fabric forms a soft padding for the liner. Installs much quicker than newspaper and covers the vertical walls unlike sand. Unlike carpeting, it allows gases to escape out the sides from the earth's soil.
- G** **Fish-Friendly Rubber Liner**
Super-strong 45-mil EPDM liner is the best choice when building a pond. Very flexible - conforms to pond's curves and slopes.
- H** **High-Efficiency Pump**
Pump sits in back pump chamber protected from clogging by nets and filter mats. Blue Thumb pumps are recommended as they will use far less electricity and are meant to operate continuously.
- I** **Mechanical Skimmer Box**
Simplifies routine maintenance by removing floating debris before it sinks to the bottom of the pond. Protects the pump and hides unsightly plumbing.

Call us with your custom needs.
Our expertise and quotes
are always free!





Elite Skimmers

The Elite Series is our Contractor Grade Product Line.

Elite Series Skimmer Filters are equalled in strength and durability only to our Elite Waterfalls. A contractor favorite, Elite Series Skimmers come standard with a Matala Mechanical Filtration Mat and include a Natural Faux Lid for concealing the unit within the landscape.

- 38% thicker than competition
- Lifetime unconditional warranty
- Houses & protects pump while removing debris

“ All Elite Skimmers Include Natural Lid & Stainless Mat Support ”



Blue Thumb Elite Skimmers

Item	Size	Weir	Dimensions	Rec. Flow	Max Flow	Pond Size	Pump Config.	Wholesale
PB1199	Small	8"	26.25" x 15.25" x 19.75"	3,500 gph	5,500 gph	Up to 11' x 16'	Single Pump	\$349.99
PB1137	Medium	10"	28.25" x 19.25" x 23.75"	6,000 gph	10,000 gph	Up to 21' x 26'	Single or Double	\$499.99
PB1144	Large	15"	30.75" x 23.5" x 26"	10,000 gph	20,000 gph	Up to 30' x 30'	Single or Double	\$699.99

- Factory installed auto fill & overflow spinweld on Elite units
- Marine-Grade, Stainless Steel Screws never degrade or strip

**Elite Skimmers include Green Matala Mat, Stainless Mat Holder, Stainless Frame Mesh Debris Net, Self Taping Stainless Screws, Rubber UniSeals for 2" discharge points, Plumbing Fittings for Overflow, Black Silicone, Screw Caps, Pre-plumbed auto fill spinweld with plug, and Full Color Instructions.*

Elite Skimmer Features:

Protects & Hides Pump!

Since the pump is located & protected inside the skimmer there's no unsightly plumbing located inside the pond.

Pre-Plumbed with Over-Flow Option!

Spinweld and plumbing fittings included to take overflow water away from pond.

Two Discharge Options with UniSeals!

Each Elite Skimmer comes complete with two discharge options. Fitting included to plug one side when using one pump or use both discharge holes when using two pumps. Rubber UniSeals keep dirt from falling into skimmer.

Matala Mat Eases Skimmer Maintenance!

The Elite Skimmers come standard with Green Density Matala filter media. This makes it much easier to clean the skimmer.

Easy-to-hide Snout with Buoyant Door!

Our snout & door design allow you to "frame" the skimmer face with boulders to help hide it from view. Attach the snout to the skimmer body using Marine Grade SS Self-Taping Screws (included).

New Design Increases Strength!

Our Elite Skimmers were designed to increase strength and eliminate distortion.

Replacement Natural Faux Cover Lid

- Available in Sandstone & Gray



*New gray color

Item	Skimmer	Color	Retail
LIDSER	Serenity	Sandstone	\$39.99
LID8	Crystal & Small Elite	Sandstone	\$54.99
LID10	Medium Elite	Sandstone	\$69.99
LID15	Large Elite	Sandstone	\$84.99
LIDSERG	Serenity	Gray	\$39.99
LID8G	Crystal & Small Elite	Gray	\$54.99
LID10G	Medium Elite	Gray	\$69.99
LID15G	Large Elite	Gray	\$84.99

Skimmer Replacement Items

Nets



Item	Description	For Use With:	Retail
NET8SK	Net (12" x 12.5")	Crystal / 8" Elite Skimmer	\$29.99
NET10SK	Net (16" x 16.25")	10" Elite Skimmer	\$39.99
NET15SK	Net (16" x 20.25")	15" Elite Skimmer	\$49.99



Green Matala Mats

Item	Description	For Use With:	Retail
MT8GR	Mat (12.7" X 16")	8" Elite Skimmer	\$29.99
MT10GR	Mat (14.5" X 19.2")	10" Elite Skimmer	\$39.99
MT15GR	Mat (19.2" X 23.4")	15" Elite Skimmer	\$49.99

Tired of installing skimmers that distort over time or stick out in the landscape?

Elite Skimmers Will Not Distort Over Time

Our Elite Skimmers are 38% thicker and have ribs and gussets molded into the body to ensure there is no distortion once installed...not today or 10 years from now!


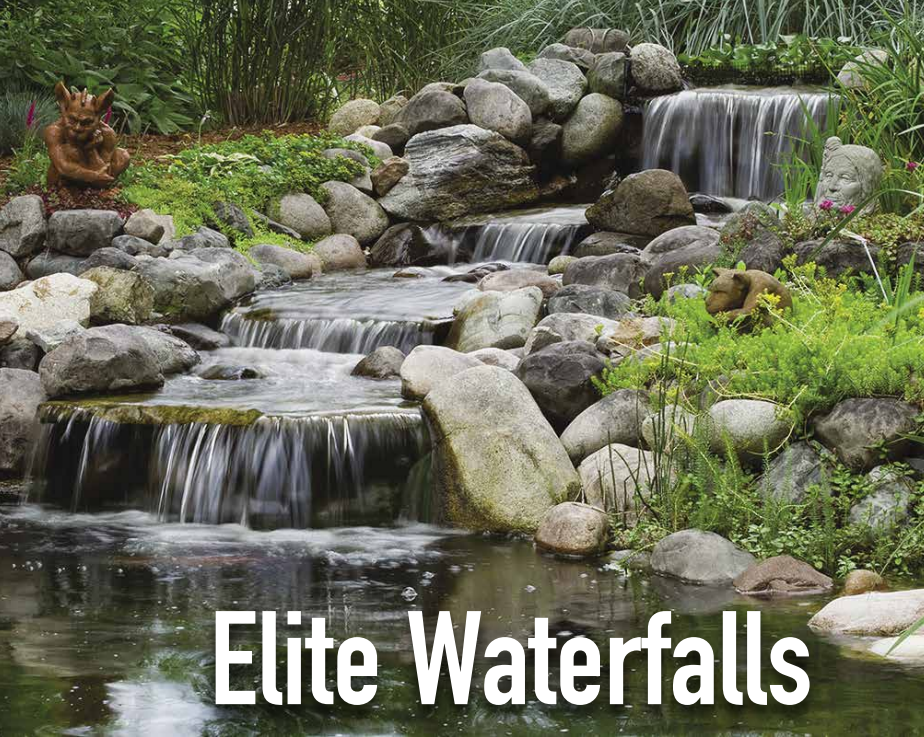
Blue Thumb Elite Skimmer



Competitor Skimmers



*Elite Skimmers sit flush with the ground, do not distort over time so the mat and net will always fit.



The Elite Series is our Contractor Grade Product Line.

Elite Series Waterfall Filters are absolutely the strongest, most durable waterfalls available on the market! A contractor favorite, Elite Series Waterfalls come standard with Matala Biological Filtration Mats and include a Landscape Lid for concealing the unit within the landscape.

- 34% thicker than competition
- Lifetime unconditional warranty
- Filters water while creating a beautiful waterfall



“ Hiding the box is easy using the included Landscape Lid! ”



Blue Thumb Elite Waterfalls

Item	Size	Fall Width	Dimensions	Rec. Flow	Volume	Inlet	Retail
PB1076	Small	14" Spillway	23" x 24.75" x 21.75"	3,500 gph	1,500 gal	Two - 2"	\$299.99
PB1083	Medium	22" Spillway	31" x 30.5" x 23"	6,000 gph	3,500 gal	Two - 2"	\$499.99
PB1090	Large	30" Spillway	31.75" x 40.5" x 25.75"	10,000 gph	6,000 gal	Two - 3"	\$699.99
PB1243	Extra Large	40" Spillway	35.75" x 50" x 30.75"	20,000 gph	10,000 gal	Two - 3"	\$999.99



* Includes: Silicone, Liner Clips, Screw Caps, Plumbing, Teflon Tape, Stainless Hardware & Instructions

Elite Waterfall Features:

Removable Landscape Lid!

Our lid will hold rocks, plants, gravel, even mulch! It's never been easier to disguise, hide, and naturalize a waterfall box!

Octagonal Design!

Provides maximum strength, and a much easier shape to camouflage than circular or rectangle designs.

Two Bulkhead Openings!

Second opening can be used as a back flush to perform water changes, or connect multiple pumps or plumbing lines.

Two Matala Mats Included!

Matala mats have 2X the biological benefit and will last up to 4X longer than traditional mats!

Upgraded Hardware!

All waterfall boxes come with self-tapping, stainless steel screws for easy installation and corrosion resistance.

Reversible Waterfall Snout!

Install the snout in the usual way for basic installation or reverse the snout for a more advanced waterfall appearance.



Biological Media

- Large surface area for bacteria
- Easy to fit in any shape container - especially waterfall boxes
- Keep water healthy & clear

Item	Description	Retail
PBBT12	1/2 cu. ft.	\$19.99
PBBT1	1 cu. ft.	\$34.99
PBBT2	2 cu. ft.	\$59.99
PBBT5	5 cu. ft.	\$129.99



Waterfall Replacement Items

Green Matala Mats

Item	Description	For Use With:	Retail
MT14GR	Replacement Mat (12" x 12.7")	14" Elite Waterfall	\$19.99
MT22GR	Replacement Mat (19.2" x 21.25")	22" Elite Waterfall	\$39.99
MT30GR	Replacement Mat (19.2" x 30")	30" Elite Waterfall	\$59.99
MTHSGR	Replacement Mat (24" x 39")	40" Elite Waterfall	\$38.99

Waterfall Vertical Matala Upgrade Kits

Item	Use with	Mats	Mat Size	Retail
MT14VT	14" Elite	6	12" x 12.7"	\$124.99
MT22VT	22" Elite	10	21.25" x 11"	\$289.99
MT30VT	30" Elite	11	29.75" x 13.25"	\$379.99
MT40VT	40" Elite	14	39" x 16"	\$429.99



Media Bags


Item	Description	For Use With:	Retail
PB1397	12" x 18" Black	All Crystal Falls	\$8.99
PB1403	24" x 36" Black	All Elite Waterfalls	\$14.99




Black Waterfall Foam

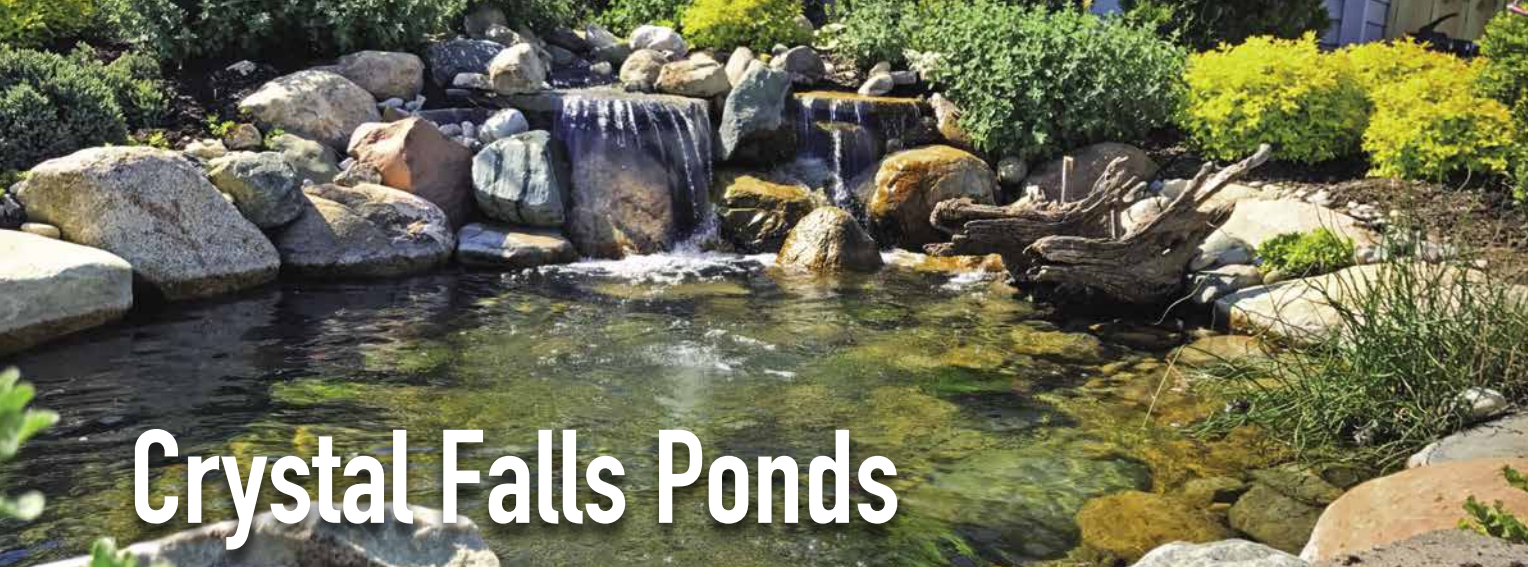
Item	Description	Retail
PB1380	12 oz Can	\$17.99
PB1434	24 oz Can for Guns	\$27.99

Competitor's Waterfalls stick out in the landscape...



Not our Blue Thumb Elite Waterfall!





Crystal Falls Ponds



The Crystal Falls Series is our mid-level product line

Great for DIY'ers looking for a product that will tackle a larger project while providing professional installers an affordable alternative to our Elite Series. The Crystal Falls Series products work best on ponds up to 2,000 gallons. Crystal Falls Pond Kits offer larger project packages wrapped in one box.

Blue Thumb Crystal Falls Pond Kits

Item	Max Pond Size	Liner	Approx. Gallons	Pump Flow Rate	Pipe	Waterfall	Retail
PB1328	8' x 11'	12' x 15'	1,000	2,340 gph	1.5" x 25'	14"	\$1,199.99
PB1335	11' x 16'	15' x 20'	2,000	4,200 gph	1.5" x 25'	20"	\$1,549.99



Crystal Skimmer & Waterfall Replacement Items

Item	Description	For Use With:	Retail
CRYMAT	Replacement Mat (12.7" x 16" x 1.25")	Crystal Skimmer or 20" Cascade Falls	\$19.99
NET8SK	Replacement Net (12" x 12.5")	Crystal Skimmer / 8" Elite Skimmer	\$29.99
SERMAT	Replacement Mat (12" x 12.7" x 1.25")	14" Crystal Falls	\$14.99

Included in every Crystal Falls Pond Kit

- Crystal Skimmer
- Crystal Waterfall with Bacti-Twist Media
- Blue Thumb Clear Water Pump
- Check Valve Assembly
- PVC Flex Pipe
- Fish-Friendly Rubber Liner
- Protective Underliner
- Installation Kit
- Water Treatment Kit



Crystal Falls Skimmer

- Snout Opening: 7.5"W x 6.25"H
- Max Flow Rate: 4,200 gph
- Dimensions: 22" x 14.5" x 19.5"H
- Maximum Pond Size: Up to 11' x 16'

Item	Retail
PB1311	\$299.99



14" Crystal Falls Waterfall

- Spillway Width: 14" Wide
- Filters up to: 1,500 Gallons
- Max Flow Rate: 2,340 gph
- Dimensions: 20.5" x 20" x 15.75"H
- Maximum Pond Size: Up to 8' x 11'

Item	Retail
PB1281	\$199.99



20" Crystal Falls Waterfall

- Spillway Width: 20" Wide
- Filters up to: 2,000 Gallons
- Max Flow Rate: 4,200 gph
- Dimensions: 22" x 23" x 19"H
- Maximum Pond Size: Up to 11' x 16'

Item	Retail
PB1298	\$249.99



Serenity Ponds



The Serenity Series is our entry-level product line

Manufactured using the same principles of our stronger products without as many of the added features and benefits. The Serenity Series works best on ponds 1,000 gallons and smaller.

Blue Thumb Serenity Pond Kits

Item	Max Pond Size	Liner	Approx. Gallons	Pump Flow Rate	Pipe	Retail
PB1205	6' x 8'	10' x 12'	550	1,800 gph	1.5" x 16'	\$1,097.99
PB1212	8' x 11'	12' x 15'	1,000	1,800 gph	1.5" x 16'	\$1,195.99

Included in every Serenity Pond Kit

- Serenity Skimmer
- Serenity Waterfall with Bacti-Twist Media
- Blue Thumb Clear Water Pump
- Check Valve Assembly
- PVC Flex Pipe
- Fish-Friendly Rubber Liner
- Protective Underliner
- Installation Kit
- Water Treatment Kit



Serenity Skimmer & Waterfall Replacement Items

Item	Description	For Use With:	Retail
SERMAT	Replacement Mat (12" x 12.7" x 1.25")	Serenity Skimmer or Falls	\$14.99
NET7SK	Replacement Net (11.75" x 11.5" x 12")	Serenity Skimmer	\$29.99



Serenity Skimmer

- Snout Opening: 7.5"W x 6.25"H
- Max Flow Rate: 1,800 gph
- Dimensions: 16.25" x 13.25" x 14.75"H
- Maximum Pond Size: Up to 8' x 11'

Item	Retail
PB1304	\$249.99



Serenity Waterfall

- Spillway Width: 14" Wide
- Filters up to: 1,200 Gallons
- Max Flow Rate: 1,800 gph
- Dimensions: 19" x 15.5" x 14.5"H
- Maximum Pond Size: Up to 8' x 11'

Item	Retail
PB1151	\$149.99

Water Feature Accessories





Products to Install and Maintain Water Features

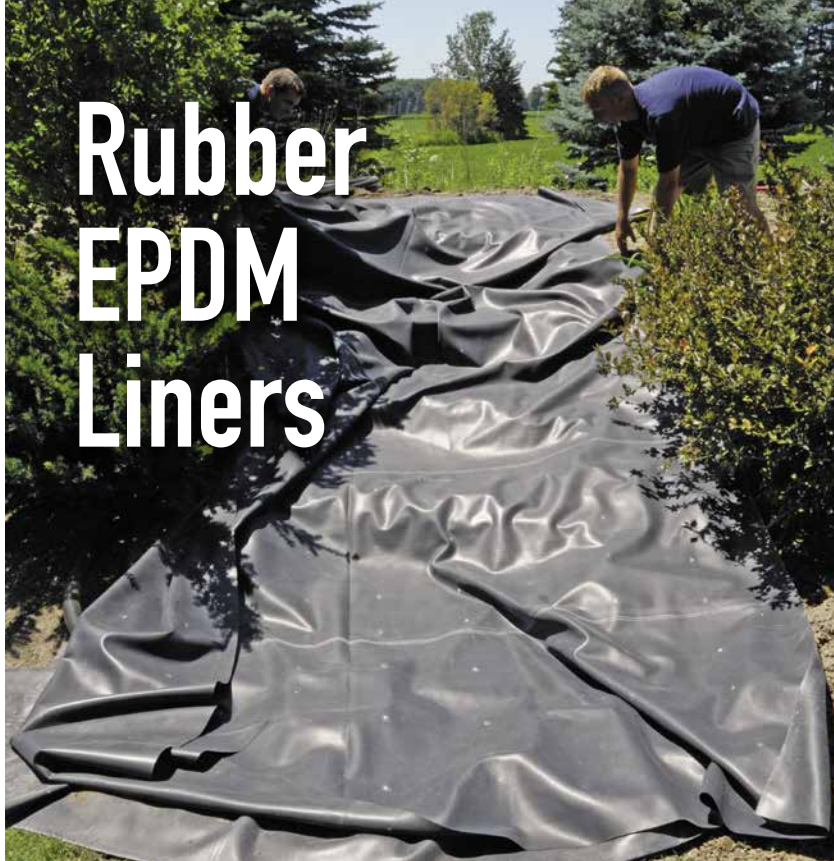
From liners to water treatments and even fish food Blue Thumb has everything you need to install and maintain your water features.



Liners ~ Page 108
 Lighting ~ Page 110
 Pumps ~ Page 112

Plumbing ~ Page 120
 Filtration ~ Page 125
 Aeration ~ Page 128

Water Treatments ~ Page 130
 Seasonal Treatments ~ Page 136
 Fish Food ~ Page 138



Rubber EPDM Liners

EPDM Rubber Liners

- High flexibility 'holding power' to allow year-round installation
- Incredible resistance to UV and waterline-weathering
- Fish-Friendly
- 45 mil, rubber EPDM
- 20 Year Warranty!

MINI ROLLS

Item	Description	Retail
PG2025	20' x 25' Mini Roll	\$500.00
PG2030	20' x 30' Mini Roll	\$600.00
PG2530	25' x 30' Mini Roll	\$750.00
PG3030	30' x 30' Mini Roll	\$900.00

50' LONG ROLLS

Item	Description	Retail
PG550	5' x 50' Roll	\$250.00
PG1050	10' x 50' Roll	\$500.00
PG1550	15' x 50' Roll	\$750.00
PG2050	20' x 50' Roll	\$1,000.00
PG2550	25' x 50' Roll	\$1,250.00
PG3050	30' x 50' Roll	\$1,500.00
PG3550	35' x 50' Roll	\$1,750.00
PG4050	40' x 50' Roll	\$2,000.00
PG5050	50' x 50' Roll	\$2,500.00

100' LONG ROLLS

Item	Description	Retail
PG5100	5' x 100' Roll	\$500.00
PG10100	10' x 100' Roll	\$1,000.00
PG15100	15' x 100' Roll	\$1,500.00
PG20100	20' x 100' Roll	\$2,000.00
PG25100	25' x 100' Roll	\$2,500.00
PG30100	30' x 100' Roll	\$3,000.00
PG35100	35' x 100' Roll	\$3,500.00
PG40100	40' x 100' Roll	\$4,000.00
PG50100	50' x 100' Roll	\$5,000.00



Boxed Liner

Item	Description	Retail
PG1010	Fish-Friendly, 10' x 10' Boxed	\$100.00
PG1015	Fish-Friendly, 10' x 15' Boxed	\$150.00
PG1515	Fish-Friendly, 15' x 15' Boxed	\$225.00
PG1520	Fish-Friendly, 15' x 20' Boxed	\$300.00
P1525	Fish-Friendly, 15' x 25' Boxed	\$375.00
PG2020	Fish-Friendly, 20' x 20' Boxed	\$400.00



Protective Underliner

- The use of underliner increases the puncture resistance of rubber liner by 321%!
- Use on top of liner as well to protect from punctures when adding gravel & boulders.

Item	Description	Retail
PU6100	6' x 100' Roll	\$189.99
PU12100	12' x 100' Roll (folded to 6')	\$359.99



Liner Custom Cut to Size

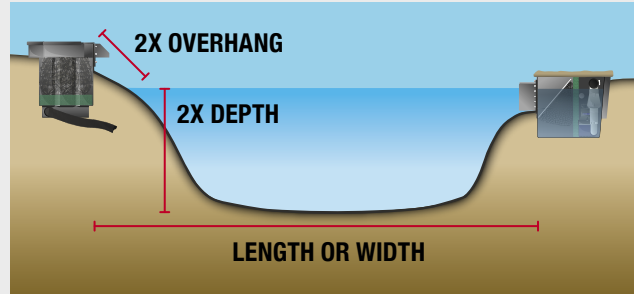
Available in 5, 10, 15 & 20 ft. widths.

Item	Description	Retail
PGCC5	Fish-Friendly, 5' wide	\$5.00/linear ft.
PGCC10	Fish-Friendly, 10' wide	\$10.00/linear ft.
PGCC15	Fish-Friendly, 15' wide	\$15.00/linear ft.
PGCC20	Fish-Friendly, 20' wide	\$20.00/linear ft.

Calculate what size liner you will need for your water feature project:

Length + (Depth x 2) + (Overhang x 2) = Length of Liner
Width + (Depth x 2) + (Overhang x 2) = Width of Liner

We recommend a 2' overhang on all sides of the water feature. Be sure to measure the longest, widest, & deepest points of your water feature to use in the formula in order to ensure the accurate size. Better to be a little long than to be a little short!



Seam Kits and Liner Accessories



Firestone Quick Prime Plus Quart

- Use to prep areas where two pond liner sheets are joined
- Covers 25 Linear ft.

Item	Retail
PGQPP	\$34.99



Firestone PondGard QuickSeam Tape Kit

- Quick Prime Adhesive, (2) 4 oz cans
- Marking Crayon
- Double Sided Seam Tape, 25 linear feet
- QuickSeam Application Tool & pads
- Complete Installation Instructions

Item	Retail
PGQSTK	\$99.99



Firestone PondGard QuickSeam Repair Kit

- (2) 6" x 6" patches
- QuickPrime 2 oz bottle
- Roller, Scrubber Pad
- Disposable gloves
- Instructions

Item	Retail
PGQSRK	\$29.99



PondGard Joint Cover

- 6" Diameter Patch

Item	Retail
PGJC6	\$7.99



Double Sided Seam Tape

- Two sided tape for joining two pieces of liner together.
- For maximum sealing use the Single Sided Seam Tape in conjunction with this tape.

Item	Description	Retail
DST325	3" x 25' Roll	\$49.99
DST3100	3" x 100' Roll	\$129.99



Single Sided Seam Tape

- 6" wide single sided tape used to seam two panels of liner together.
- Use QuickPrime Plus to clean and dramatically improve tape adhesion to liners.

Item	Description	Retail
SST625	6" x 25' Roll	\$109.99
SST6100	6" x 100' Roll	\$399.99



Lighting

Fiber Optic Lighting

IlluminFx fixtures are about the size of a ball point pen cap. Since they do not contain lamps, you rarely need to go back and access them again. They are lit by fiber optic technology, where the light bulb is in a remote location outside the water feature.



250 Watt Halogen

Item	Kit Type	Fiber Cable Length and Quantity						Retail
		10'	12'	16'	18'	20'	22'	
AQ2404	4-light	-	2	2	-	-	-	\$1,591.41
AQ2408	8-light	2	2	-	-	4	-	\$2,153.91
AQ2412	12-light	2	4	-	2	2	-	\$2,388.29
AQ2416	16-light	-	6	-	-	2	4	\$3,091.41

Custom length cables available for \$3.00 per foot. Maximum cable length 50'

IlluminFx Accessories & Replacements

Item	Description	Retail
AQRM1	IlluminFx - Remote Lighting 250 watt (Halogen)	\$386.73
AQB250L	L250w Replacement Halogen Bulb; Rated Life 1500 Hours	\$43.75
IXGS02	Brass Glare Shield	\$2.49
AQPB1	Stealth Stand	\$11.88
AQLS	Landscape Stake	\$11.88


Internal / External LED Light Kit for Vase Fountains



Internal Up-lighting

- LED Light Installation mounted to the standpipe, illuminates the plume of water inside the vase.

Item	Light	Retail
PB1502AB	3 watt	\$169.99



External Up-lighting

- 3 Light Fountain Kit
- Illuminates the vase and water flowing down the vase externally.

Item	Retail
PB2897	\$139.99



Fountain & Pond 3 Light Kit

- Includes 6' Power Supply Cord, Transformer & Photocell
- 1.8 Watt LED light
- 16' cord between lights
- Can be used in or out of pond
- 3 Year Limited Warranty

Item	Retail
PB2897	\$139.99



IllumiGlow Pro LED

- 3 Watt LED light
- 30' cord length
- Color Temp: 3,000K (warm white)
- Use in or out of water
- 1 Year Limited Warranty
- Purchase transformer separately (PB1588) or single light power supply (ZPOWER6)

Item	Retail
PB1502	\$99.99

Replacement Bulb - White - MR16LEDW



Replacement IllumiGlow Pro LED Bulb


Item	Retail
MR16LEDW	\$34.99



IllumiGlow Color LED

- MR16 Color Changing LED Bulb
- Use in PB1502 Light Fixture
- Remote control included

Item	Retail
PB2491	\$49.99



LED Lighting



Transformer

- Timer turns on automatically at dusk; and turns off 4, 6, or 8 hours later.
- Works with Halogen or LED lights.
- Magnetic Transformer

88 Watt

Item	Retail
PB1588	\$99.99



Add up to 6 IllumiGlow Pro LED Lights to the transformer


Item	Retail
YLIGHT	\$19.99



6 Watt Low Voltage Transformer

Use with Single Light Installation (PB1502)

Item	Retail
ZPOWER6	\$19.99




Pumps



Pumps - Small Fountain Pumps to Large Pond Pumps


Pumps keep your water aerated, which preserves its appearance and reduces odors. Pumping the water through your pond or fountain cuts waste and limits how often you need to replenish the supply. Our durable Pumps and Plumbing are reliable, long-lasting, and affordable.



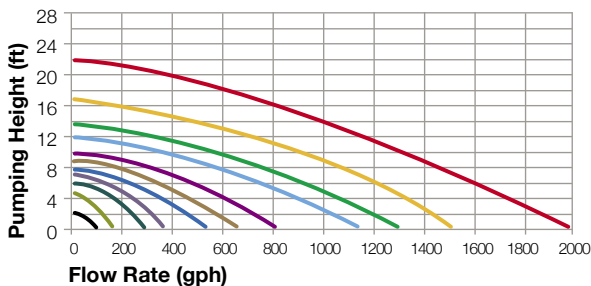
Blue Thumb Mag-Drive Pumps

These magnetic drive heavy duty pumps are equipped with a removable pre-filter, adjustable flow, replaceable ceramic shaft impellers, and long heavy duty power cords.

- Energy efficient
- Adjustable flow
- Ceramic shaft impeller
- 5 Year Warranty



Flow Rate



Blue Thumb Mini Fountain Pumps

Perfect for running very small decorative fountains.

Item	Watts	Flow	Max. Head	Amps	Cord	Outlet	Retail
PB2521	7	120 gph	2.60 ft.	0.08	6 ft.	1/2"	\$37.99
PB2538	9.5	180 gph	4.70 ft.	0.12	6 ft.	1/2"	\$43.99

Blue Thumb Small Fountain Pumps

Perfect for running smaller decorative fountains.

Item	Watts	Flow	Max. Head	Amps	Cord	Outlet	Retail
PB2545	16	290 gph	5.95 ft.	0.23	16 ft.	3/4"	\$76.99
PB2552	24	370 gph	7.60 ft.	0.40	16 ft.	3/4"	\$87.99

Blue Thumb Medium Fountain Pumps

Perfect for running small to medium decorative water features.

Item	Watts	Flow	Max. Head	Amps	Cord	Outlet	Retail
PB2569	33	530 gph	7.92 ft.	0.55	20 ft.	3/4"	\$99.99
PB2576	43	660 gph	8.82 ft.	0.73	20 ft.	3/4"	\$119.99
PB2583	58	800 gph	9.30 ft.	0.80	20 ft.	3/4"	\$134.99

Blue Thumb Large Fountain Pumps

Perfect for running medium to large decorative water features.

Item	Watts	Flow	Max. Head	Amps	Cord	Outlet	Retail
PB2590	92	1,110 gph	12.20 ft.	0.85	20 ft.	1"	\$163.99
PB2606	110	1,300 gph	13.50 ft.	1.00	20 ft.	1"	\$195.99
PB2613	153	1,495 gph	16.70 ft.	1.46	20 ft.	1"	\$289.99
PB2620	250	1,980 gph	20.00 ft.	2.60	20 ft.	1"	\$349.99



Small-Medium Pond/Waterfall

Blue Thumb Clear Water & Solids Handling Pumps

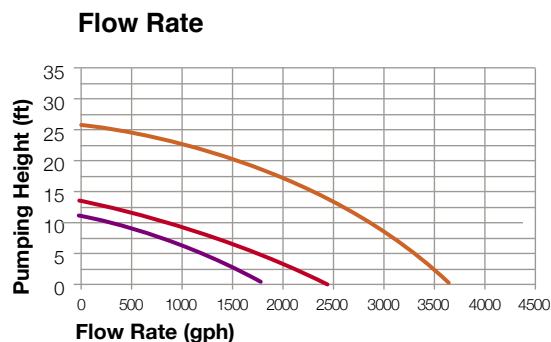
Clear Water and Solids Handling pumps have proven to be one of the most dependable and energy-efficient direct drive pumps available. These pumps are great for medium to heavy flows and higher head heights.



Blue Thumb Clear Water Pumps

- Water Cooled-No Oil
- 18 Month Manufacturers Warranty

Item	Max Flow	Max Height	Watts	Amps	Cord	Outlet	Flow Rate @ 5'	Flow Rate @10'	Flow Rate @15'	Flow Rate @20'	Flow Rate @25'	Retail
PB1038	1,800 gph	18 ft.	170-240	2.2	16'	1 1/4"	1,520 gph	1,180 gph	750 gph	-	-	\$219.99
PB1045	2,340 gph	22 ft.	195-280	2.5	16'	1 1/4"	2,125 gph	1,820 gph	1,440 gph	790 gph	-	\$259.99
PB1052	4,200 gph	30 ft.	330-630	6.2	16'	1 1/4"	3,745 gph	3,540 gph	3,075 gph	2,510 gph	1,500gph	\$349.99



Blue Thumb Solids Handling Pumps

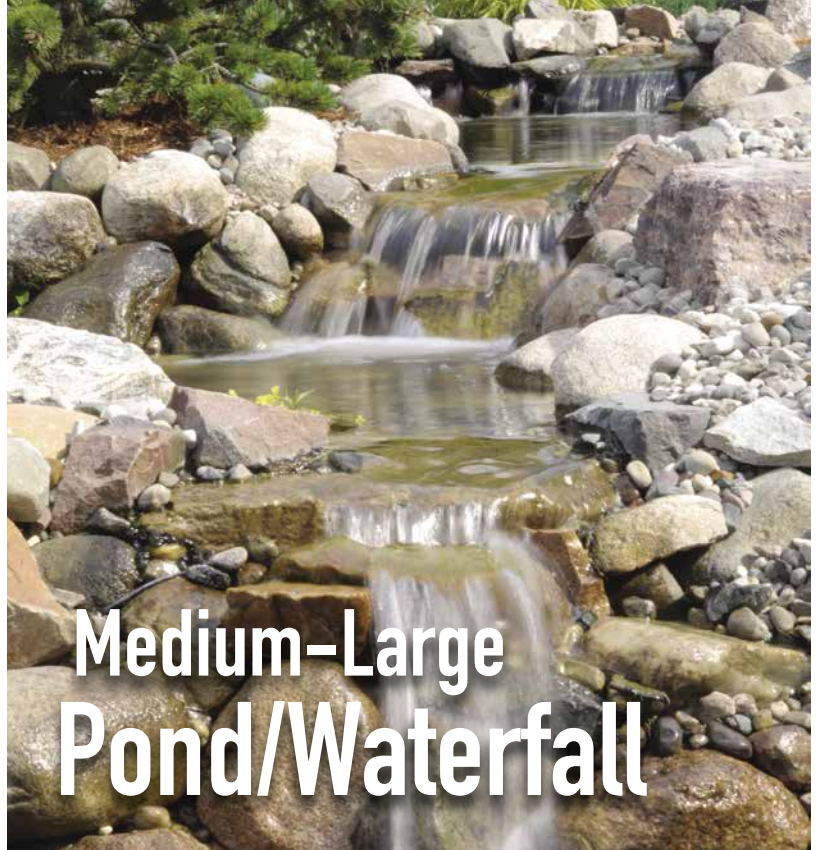
- Handles Solids up to 1.25"
- Water Cooled-No Oil
- 18 Month Manufacturers Warranty

Item	Max Flow	Max Height	Watts	Amps	Cord	Outlet	Flow Rate @ 5'	Flow Rate @10'	Flow Rate @15'	Flow Rate @20'	Retail
PB1007	1,420 gph	12 ft.	210-270	2.4	16'	1 1/4"	1,275 gph	350 gph	-	-	\$229.99
PB1014	2,160 gph	14 ft.	250-360	3.3	16'	1 1/4"	1,750 gph	840 gph	-	-	\$289.99
PB1021	3,840 gph	26 ft.	380-670	6.2	16'	1 1/4"	3,440 gph	2,860 gph	2,250 gph	1,475 gph	\$369.99

Blue Thumb IllumiFlow Pumps

These pumps are a hybrid direct drive/magnetic drive pump. They offer the flow rates of direct drive pumps with the low energy costs of magnetic drive pumps.

- Horizontal or vertical operation
- Aerates & oxygenates water
- Water cooled - no oil
- Thermal overload protection
- Removable fish guard
- 1" - 1½" Fittings
- 2 Year Warranty




Medium-Large Pond/Waterfall



Blue Thumb IllumiFlow Pumps

Item	Max Flow	Max Height	Watts	Amps	Cord	Outlet	Flow Rate @ 5'	Flow Rate @10'	Retail
PB1694	2,100 gph	12.5 ft.	86	0.75	25'	1" - 1½"	1,780 gph	1,100 gph	\$219.99
PB1700	3,200 gph	14.5 ft.	168	1.44	25'	1" - 1½"	2,860 gph	2,080 gph	\$249.99
PB1724	4,500 gph	21 ft.	270	2.28	25'	1" - 1½"	4,100 gph	3,360 gph	\$329.99
PB1748	6,000 gph	28.5 ft.	521	4.55	25'	1" - 1½"	5,250 gph	4,700 gph	\$379.99
PB1755	7,800 gph	27.5 ft.	607	5.28	25'	1" - 1½"	6,480 gph	5,725 gph	\$489.99



Blue Thumb External Pumps

The Blue Thumb External Pump advances the high efficiency and self-priming advantages of other external pump models.

- Efficient, high flow applications
- Self-priming
- Stainless Steel shafts
- Direct quick connection fittings to 2", 2 1/2" and 3" pipe.
- Large strainer basket
- Easy open Lexan lid
- 3 Year Limited Warranty

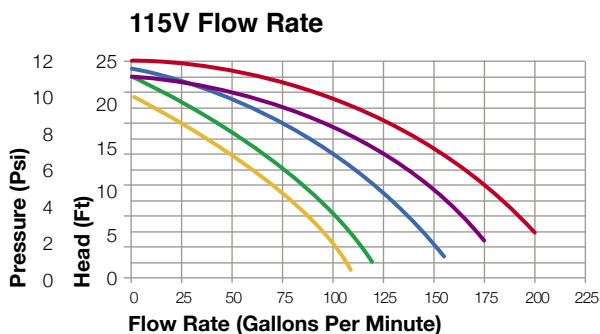


Large Pond/Waterfall



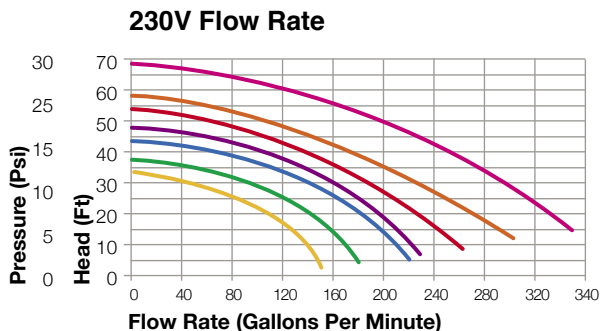
Blue Thumb External Low RPM Pumps: 115V

Item	Max Amps	Operating Amps	Volt	Max Rec. Suction Lift	Max Flow	Max Height	Outlet	Retail
BT1466C	3.2	2	115	4 ft.	6,600 gph	21 ft.	3"	\$1,319.99
BT1373C	4	2.1	115	4 ft.	7,320 gph	23 ft.	3"	\$1,399.99
BT1292C	5.4	2.9	115	7 ft.	9,240 gph	24 ft.	3"	\$1,474.99
BT34105C	6.4	3.9	115	9 ft.	10,500 gph	23 ft.	3"	\$1,619.99
BT1120C	8.4	4.2	115	9 ft.	12,000 gph	24 ft.	3"	\$1,699.99



Blue Thumb External High Flow Pumps: 230V

Item	Max Amps	Operating Amps	Volt	Max Rec. Suction Lift	Max Flow	Max Height	Outlet	Retail
BT12HF	4.3	2.6	230	5 ft.	8,880 gph	38 ft.	3"	\$1,259.99
BT34HF	5.5	3.4	230	8 ft.	10,680 gph	40 ft.	3"	\$1,319.99
BT1HF	7.9	4.1	230	9 ft.	13,500 gph	45 ft.	3"	\$1,489.99
BT112HF	9.2	5.6	230	9 ft.	13,980 gph	49 ft.	3"	\$1,549.99
BT2HF	10.2	5.5	230	9 ft.	15,540 gph	54 ft.	3"	\$1,659.99
BT3HF	13.4	6.7	230	9 ft.	17,820 gph	58 ft.	3"	\$1,789.99
BT5HF	17.6	9.5	230	9 ft.	19,740 gph	68 ft.	3"	\$2,099.99



ShinMaywa Pumps

(Shin-May-Wa)

These pumps are the most reliable, highest efficiency, lowest lifetime cost of any pump in their class. The stainless steel and poly amide fiber reinforced resin exterior is corrosion resistant.

- Japanese made, top quality
- 1-1/4" Solids Handling
- Cast aluminum bearing housing
- 2 Year Warranty



Medium-Large Pond/Waterfall

ShinMaywa



Norus Series

Item	Max Flow	Max Height	Flow Rate (gph) at various heights:				Amps	Watts	Volt	HP	Outlet	Cord	Retail
			5'	10'	15'	20'							
TSU3300	3,300 gph	19'	2,700	1,800	900	-	3.0	328	115	1/5	2"	20'	\$435.00
TSU4800	4,800 gph	27'	4,000	3,000	2,100	1,200	4.4	414	115	1/3	2"	33'	\$570.00
TSU5700	5,700 gph	37'	5,100	4,320	3,420	2,700	5.5	567	115	1/2	2"	33'	\$695.00
TSU7200	7,200 gph	48'	6,900	6,000	5,400	4,800	10.5	1144	115	1	2"	33'	\$840.00
TSU7200-230	7,200 gph	48'	6,900	6,000	5,400	4,800	10.5	1144	230	1	2"	33'	\$895.00
TSU11000	11,000 gph	34'	10,500	9,000	7,200	5,400	11	1265	115	1	2"	33'	\$1,075.00



CVC Series

The CVC series is a heavy-duty cast iron pump with an air filled motor, built in thermal overload protection and dual mechanical shaft seals. The vortex impeller design gives this pump excellent solids handling.

- Up to 2" Solids Handling
- 2 Year Warranty

Item	Max Flow	Max Height	Flow Rate (gph) at various heights:				Amps	Volts	HP	Outlet	Cord	Retail
			5'	10'	15'	20'						
TSUCVC	16,500 gph	38'	16,500	14,400	12,000	10,800	10	230	2	3"	32'	\$2,300.00



Low Water Pump Shut-off

- Automatically shuts off pump when water level is low
- Recommended on any pump located within a skimmer box
- Piggyback plug for pump

Item	Amps	Volts	Cord	Retail
LG6009	10	115	10'	\$89.99



Offset Plumbing

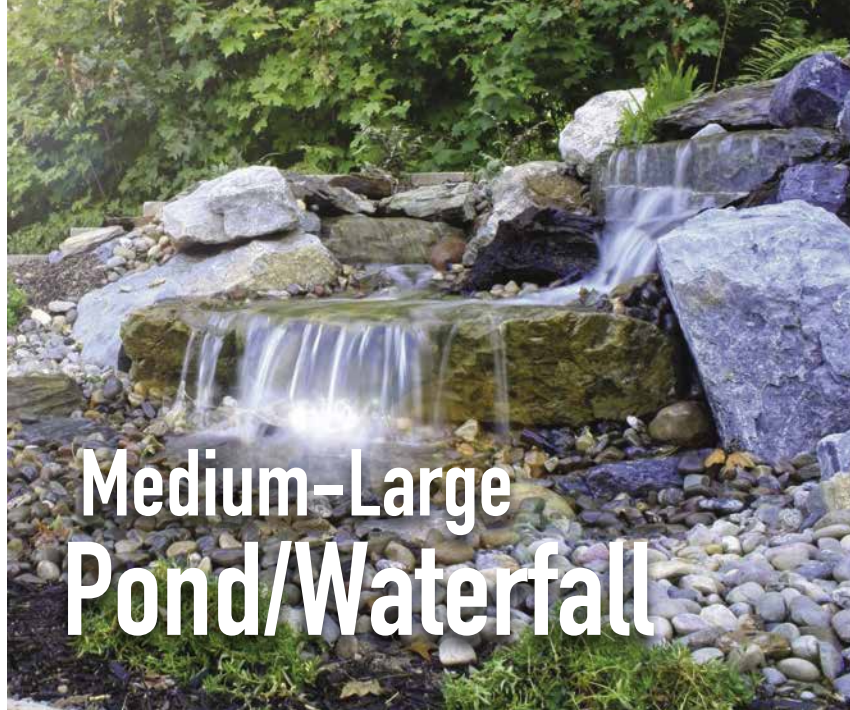
Item	Retail
TSUFPON20	\$24.99

Tsurumi Pumps

(Sue-Room-E)

Tsurumi pumps are designed for fish ponds and decorative waterfall applications. Durable resin molded construction aids in pump life and resists corrosion.

- Japanese made, top quality
- Corrosion resistant
- Eco-friendly operation
- 2 Year Warranty



Medium-Large Pond/Waterfall



Item	Max Flow	Max Height	Flow Rate (gph) at various heights:				Amps	Watts	Volt	HP	Outlet	Cord	Retail
			5'	10'	15'	20'							
TP20M	2,800 gph	28'	2,430	2,010	1,500	960	3.2	368	115	1/5	1.5"	20'	\$370.00
TP2PU	3,600 gph	20'	2,880	2,130	1,200	N/A	3.1	357	115	1/5	2"	20'	\$409.00
TP3PN	4,300 gph	30'	N/A	3,180	2,610	1,800	4.6	529	115	1/3	2"	32'	\$576.00
TP4PN	5,600 gph	43'	N/A	4,350	3,750	3,120	5.8	667	115	1/2	2"	32'	\$730.00
TP8PN	6,500 gph	56'	N/A	N/A	5,220	4,800	8.7	1000	115	1	2"	32'	\$844.00
TP12PN	11,800 gph	23'	10,050	7,650	4,650	N/A	8.7	1000	115	1	3"	20'	\$895.00



TP4HF

High-Flow Water Feature Pump for circulating water in a pond or waterscape application

- 304 Stainless Steel motor casing, fasteners and shaft
- High-Flow design with an axial-flow impeller
- 2 Year Warranty

Item	Max Flow	Max Height	Flow Rate (gph) at various heights:				Amps	Watts	Volt	HP	Outlet	Cord	Retail
			4'	6'	8'	10'							
TP4HF	16,000 gph	12'	12,120	9,660	6,000	N/A	7.9	909	115	1/2	4"	16'	\$1,472.00



Pond Clean-Out Pump

Trash Pump: Great for handling solids during pond clean-outs or where muck & sludge is present.

- 2 Year Warranty

Item	Max Flow	Max Height	Flow Rate (gph) at various heights:				Amps	Watts	Volt	HP	Outlet	Cord	Retail
			5'	10'	15'	20'							
TP24HS	3,360 gph	39'	3,060	2,760	2,460	2,100	5.4	621	115	1/2	2"	20'	\$398.00



"Lay Flat" Clean-out Hose

2" x 50 ft. Roll with fittings to attach to the TP24HS Clean-Out Pump

Item	Retail
TP2LF50	\$119.99

Residue Kit

This is an item that only works with the Clean-Out Pump TP24HS. Allows pumping down to .65" of water.

Item	Retail
TPRESKIT	\$79.99



Black Kink-Free Tubing

- Excellent for DIY projects
- Extremely flexible around tight corners
- Typically used with barbed fittings.

Item	Description	Retail
12KFT100	1/2" x 100'	\$99.99
34KFT100	3/4" x 100'	\$119.99
1KFT100	1" x 100'	\$139.99
125KFT100	1 1/4" x 100'	\$159.99
15KFT50	1 1/2" x 50'	\$89.99
2KFT50	2" x 50'	\$139.99



Clear Vinyl Tubing

- Use for short runs
- Not intended to form sharp bends

Item	Description	Retail
18CVT100	1/8" x 100'	\$22.57
316CVT100	3/16" x 100'	\$24.66
14CVT100	1/4" x 100'	\$39.99
38CVT100	3/8" x 100'	\$49.99
12CVT100	1/2" x 100'	\$59.99
58CVT100	5/8" x 100'	\$139.99
34CVT100	3/4" x 100'	\$159.99
1CVT100	1" x 100'	\$199.99

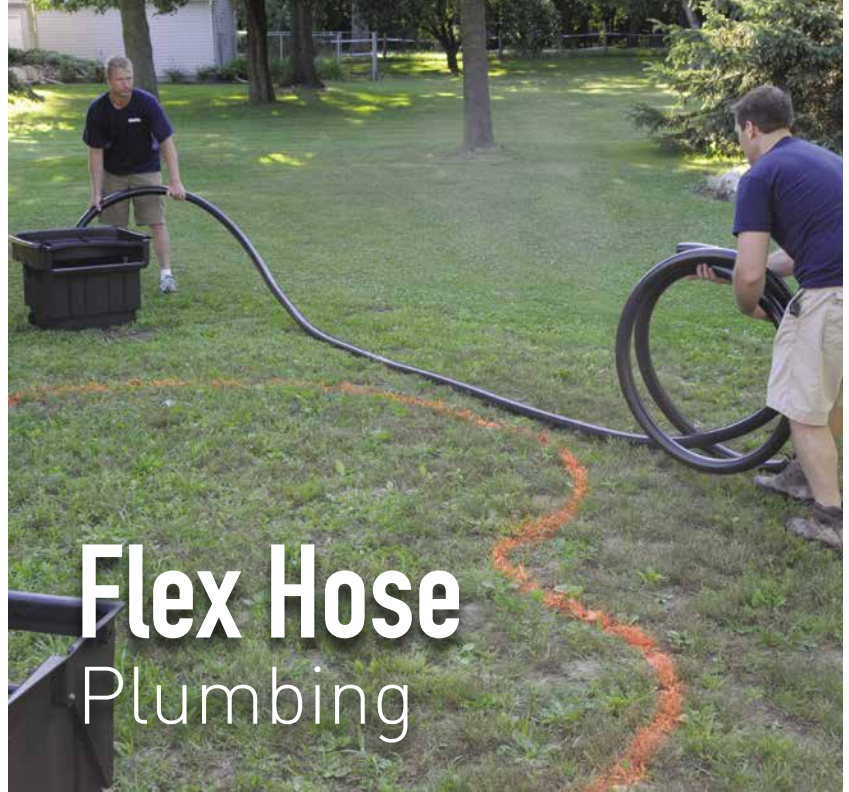


Self-Weighted Tubing

Item	Description	Retail
PB1670	3/8" x 100' Roll	\$139.99
AIR38CC	3/8" Custom Cut to Length	\$2.95/ft.
A510119	5/8" x 100' Roll	\$199.99
A510120	Direct Burial Tubing 5/8" x 100' Roll	\$59.99

Connector Kits

Item	Description	Retail
A490204	3/8" Connects 3/8" Self Weighted Tubing	\$8.99
A490206	5/8" Connects 5/8" Self Weighted Tubing	\$8.99
A490205	Connects 3/8" Tubing to 5/8" Tubing	\$11.99



PVC Flex Hose

Our industrial strength flexible PVC hose is made in the USA and is ideal for waterlines in watergardens and cascading (Pond-Less) waterfalls. This pipe is heavy-walled, extremely flexible and incredibly durable. Decrease labor, maximize pump flow and eliminate call backs with our quality PVC hose.

- All sizes glue into standard schedule 40 PVC fittings
- Very flexible- temperature range is -10°F to 130°F
- Eliminates back pressure caused by sharp turns in elbow fittings thereby increasing flow
- Increases efficiency of system while reducing fittings & installation time
- Black color makes it easy to hide!

Maximum recommended flow rates for flex hose

- 1.5" = 3,000 gph
- 2" = 5,400 gph
- 3" = 13,000 gph
- 4" = 21,000 gph



Item	Description	Retail
1FLEX100	1" x 100'	\$169.99
15FLEX25	1.5" x 25'	\$49.99
15FLEX50	1.5" x 50'	\$99.99
15FLEX100	1.5" x 100'	\$199.99
2FLEX25	2" x 25'	\$79.99
2FLEX50	2" x 50'	\$159.99
2FLEX100	2" x 100'	\$319.990
3FLEX25	3" x 25'	\$149.99
3FLEX50	3" x 50'	\$299.99
3FLEX100	3" x 100'	\$599.99
4FLEX50	4" x 50'	\$419.99



Custom Built Check Valve Discharge Assemblies

Custom cut and pre-glued to fit your custom water feature application.

Item	Description	Retail
15CVA	1.5" Check Valve Assembly	\$61.25
2CVA	2" Check Valve Assembly	\$73.75
3CVA	3" Check Valve Assembly	\$123.75

**Please specify which pump and skimmer or pump canyon you will be using when placing your order.*



Plumbing



Check Valve Kits

Use this kit to add a Check Valve Discharge Assembly to nearly any submersible pump on the market. Works with our Skimmers or Pump Canyons.

Item	Fits Flex Hose	Retail
PB2408	1.5"	\$89.99
PB2415	2"	\$119.99



Check Valves: Valve Only

Item	Description	Retail
KSL15003	1.5" Swing Check Valve; slip x slip (no unions)	\$26.21
CV82515	1.5" Swing Check Valve; slip x slip (top union)	\$32.76
KSL20003	2" Swing Check Valve; slip x slip (no unions)	\$40.10
CV82520	2" Swing Check Valve; slip x slip (top union)	\$39.08
CV82130	3" Swing Check Valve; slip x slip (no unions)	\$67.50
KSC40005	4" Swing Check Valve; slip x slip (no unions)	\$117.60



Steel Foam Gun

For use with 24oz Can Item PB1434

Item	Retail
PB2385	\$99.99



Black Waterfall Foam

Item	Description	Retail
PB1380	12 oz Can	\$17.99
PB1434	24 oz Can for Guns	\$27.99

Foam Gun Cleaner

Item	Retail
PB1533	\$17.99



Gold Steel Foam Gun

For use with 24oz Can Item PB1434

Item	Retail
PB1663	\$109.99



Male Adapters

Item	Description	Retail
L436010	1" Male Adapter; MPT x Slip	\$1.12
L436015	1 1/2" Male Adapter; MPT x Slip	\$1.69
L436102	3/4" x 1" Reducing Male Adapter; MPT x Slip	\$1.59
L436213	1 1/2" x 2" Reducing Male Adapter; MPT x Slip	\$4.69
L436020	2" Male Adapter; MPT x Slip	\$2.29
L436030	3" Male Adapter; MPT x Slip	\$9.69
L436040	4" Male Adapter; MPT x Slip	\$12.29



Inserts PVC

Item	Description	Retail
L1436005	1/2" Male Adapter; Insert x MPT	\$1.76
L1436007	3/4" Male Adapter; Insert x MPT	\$1.13
L1436101	3/4" x 1/2" Reducing Male Adapter MPT x Reducing Insert	\$2.64
L1429131	1" x 3/4" Reducing Coupling Insert x Reducing Insert	\$1.59
L1406010	1" 90° Elbow Insert x Insert	\$2.57



Elbows

Item	Description	Retail
L412005	1/2" 90° Street Elbow; MPT x FPT	\$1.81
L406010	1" 90° Elbow; Slip x Slip	\$1.24
L406015	1 1/2" 90° Elbow; Slip x Slip	\$2.19
L406015SW	1 1/2" Sweep Elbow; SP x Slip	\$7.56
L406020	2" 90° Elbow; Slip x Slip	\$3.49
L406030	3" 90° Elbow; Slip x Slip	\$12.69
L406040	4" 90° Elbow; Slip x Slip	\$24.08
L407015	1 1/2" 90° Elbow; Slip x FPT	\$3.07
L407020	2" 90° Elbow; Slip x FPT	\$7.91
L407030	3" 90° Elbow; Slip x FPT	\$27.49
L417020	2" 45° Elbow; Slip x Slip	\$4.33
L423020	2" 45° Street Elbow; SP x Slip	\$3.99
L410012	1 1/4" 90° Street Elbow; MPT x Slip	\$3.69
L410015	1 1/2" 90° Street Elbow; MPT x Slip	\$3.69
L410020	2" 90° Street Elbow; MPT x Slip	\$8.99
L409010	1" 90° Street Elbow; SP x Slip	\$3.69
L409015	1 1/2" Street 90° Elbow; SP x Slip	\$4.59
L409020	2" 90° Street Elbow; SP x Slip	\$8.89
L409030	3" 90° Street Elbow; SP x Slip	\$19.69
L406040	4" 90° Street Elbow; SP x Slip	\$24.08



Female Adapters



Item	Description	Retail
L435007	3/4" Female Adapter; Slip x FPT	\$0.88
L435010	1" Female Adapter; Slip x FPT	\$1.03
L435015	1 1/2" Female Adapter; Slip x FPT	\$1.69
L435020	2" Female Adapter; Slip x FPT	\$2.29
L435030	3" Female Adapter; Slip x FPT	\$7.79

Insert Adapters



Item	Description	Retail
L460010	1" Insert Adapter; Insert x SP	\$2.99
L460015	1 1/2" Insert Adapter; Insert x SP	\$3.31



Reducer Bushings

Item	Description	Retail
L438131	1" x 3/4" Reducer Bushing; SP x FPT	\$1.65
L438251	2" x 1 1/4" Reducer Bushing; SP x FPT	\$3.92
L437168	1 1/4" x 1" Reducer Bushing; SP x Slip	\$1.59
L437211	1 1/2" x 1" Reducer Bushing; SP x Slip	\$1.67
L437212	1 1/2" x 1 1/4" Reducer Bushing; SP x Slip	\$1.59
L437250	2" x 1 1/4" Reducer Bushing; SP x Slip	\$2.59
L437251	2" x 1 1/2" Reducer Bushing; SP x Slip	\$2.59
L437338	3" x 2" Reducer Bushing; SP x Slip	\$6.19
L437422	4" x 3" Reducer Bushing; SP x Slip	\$13.69

Tee's, Wye's & Crosses

Item	Description	Retail
L401015	1 1/2" Tee; Slip x Slip	\$2.99
L401020	2" Tee; Slip x Slip	\$4.29
LD600020	2" DWV, Wye; Slip x Slip	\$9.49
L401030	3" Tee; Slip x Slip	\$19.77
LD600030	3" DWV, Wye; Slip x Slip	\$25.49
L401040	4" Tee; Slip x Slip	\$33.59
LD600040	4" Wye; Slip x Slip	\$46.29
L420020	2" Cross; All Slip	\$10.79
L420030	3" Cross; All Slip	\$28.03

Couplers

Item	Description	Retail
L429007	3/4" Coupling; Slip x Slip	\$0.56
L429015	1 1/2" Coupling; Slip x Slip	\$1.39
L429020	2" Coupling; Slip x Slip	\$2.09
LD102338	3" x 2" DWV, Reducing Coupling; Slip x Slip	\$9.79
L429030	3" Coupling; Slip x Slip	\$7.19
L429040	4" Coupling; Slip x Slip	\$10.39
L429422	4" x 3" Reducing Coupling; Slip x Slip	\$33.13

PLUMBING KEY

FPTFemale Pipe Thread
MPTMale Pipe Thread

SLIPSolvent Cement Socket
SPSpigot



Plugs

Item	Description	Retail
L450010	1" Plug; MPT	\$2.92
L450015	1 1/2" Plug; MPT	\$3.31
L449020	2" Slip Plug; SP	\$3.69
L450020	2" Plug; MPT	\$3.99
L450030	3" Plug; MPT	\$8.39



Unions PVC

Item	Description	Retail
15UNION	1 1/2" PVC Union Assembly; Slip x Slip	\$9.19
2UNION	2" PVC Union Assembly; Slip x Slip	\$9.49
3UNION	3" PVC Union Assembly; Slip x Slip	\$33.49



Ball Valves & Gate Valves

Item	Description	Retail
15GV	1 1/2" "Screw Stem" Gate Valve; Slip x Slip	\$59.59
2GV	2" "Screw Stem" Gate Valve; Slip x Slip	\$76.49
34BVT	3/4" Ball Valve; Threaded	\$3.96
1BVS	1" Ball Valve; Slip x Slip	\$6.89
15BVS	1 1/2" Ball Valve; Slip x Slip	\$13.19
2BVS	2" Ball Valve; Slip x Slip	\$17.29
3BVS	3" Ball Valve; Slip x Slip	\$64.19
15GVS	1 1/2" Gate Valve; Slip x Slip	\$13.99
2GVS	2" Gate Valve; Slip x Slip	\$15.79
4GVS	4" Gate Valve; Slip x Slip	\$152.97

Suction Strainers

Item	Description	Retail
TS2	2" Basket Suction Strainer; FPT	\$17.80
TS3	3" Basket Suction Strainer; FPT	\$26.49

UniSeals

Item	Description	Retail
UNI1	1" Black UniSeal	\$3.99
UNI15	1 1/2" Black UniSeal	\$4.99
UNI2	2" Black UniSeal	\$7.99
UNI3	3" Black UniSeal	\$9.99



Rubber Adapters/Fittings

Item	Description	Retail
1FRNS	1" Rubber Fernco Coupler	\$10.99
15FRNS	1 1/2" Rubber Fernco Coupler	\$9.79
15FRN2	1 1/2" x 2" Rubber Fernco Coupler	\$10.29
2FRNS	2" Rubber Fernco Coupler	\$9.99
2FRN90	2" Rubber Fernco 90 Elbow	\$22.59
2FRN3	2" x 3" Rubber Fernco Coupler	\$13.99
3FRNS	3" Rubber Fernco Coupler	\$14.99
4FRCAP	4" Rubber Fernco Cap	\$18.99
4FRTEE	4" Rubber Fernco Tee	\$59.99



Bulkhead Fittings

Item	Description	Retail
R175106	1" BulkHead Fitting; FPT x Slip	\$9.33
15BHF	1 1/2" Industrial BulkHead Fitting	\$11.99
2BHF	2" Industrial BulkHead Fitting	\$13.99
3BHF	3" Industrial BulkHead Fitting	\$47.59
4BHF	4" Industrial BulkHead Fitting	\$106.99



Nipples

Item	Description	Retail
L205011	1/2" Close Thread Nipple	\$1.36
L207013	3/4" x 1 3/8" Close PVC Sch 80	\$2.91
L210015	1" x 1 1/2" Nipple Threaded	\$3.84



PVC Cement, Primer & Tape

Item	Description	Retail
PVCC	IPS Wet N' Fast PVC Cement; 4 oz	\$6.99
PVCP	IPS P70 Clear PVC Primer; 4 oz	\$6.29
TT12	Teflon Tape	\$1.29



Hose Clamp

Item	Description	Retail
SS012300	3/4" Stainless Steel Clamp	\$2.00

Auto Fill Components



Automatic Water Fill Kit

- Automatically fills evaporated water made specially for Elite Skimmers and Pump Canyons.
- Hooks up to any 1/2" line or garden hose
- Max 30 PSI

Item	Retail
PB1342	\$109.99



Blue Thumb Auto Fill Box

- For use when there is no skimmer and/or pump canyon present
- Use with the Automatic Water Fill Kit (PB1342)
- Dimensions: 7.75" x 9.5" x 10.25"

Item	Retail
PB1847	\$59.99



30 psi Regulator

Item	Retail
30PSI	\$46.88



Auto Fill Equipment

Hudson Auto Fill

Item	Description	Retail
HAFV5	Valve Only (1/2")	\$59.38
HAFRK	Hudson Rebuild Kit	\$7.50



Fountain Basin Auto Fill Kit

- For use with Fountain Basins & AquaBoxes

Item	Description	Retail
ABDAUTO	1/2" Auto Fill Kit	\$54.99

Installation Materials



Black Silicone

Item	Description	Retail
PB1427	3 oz Black Silicone	\$11.99



3 Way Valve

1.5" inlet diverts water to the three 3/4" outlets.

Item	Retail
TR3DV	\$39.99



PondBuild 'N Kit

- 12 oz. Black Foam
- 3 oz. Silicone
- PVC Cement & Primer
- Te Ion Tape & Liner Patch

Item	Retail
PB1458	\$49.99



Blue Thumb Nutsetter

For use when installing any Blue Thumb product

- 5/16" x 6"
- Magnetic

Item	Retail
IFN6	\$10.99



Pump Sock

- Fits "sump pump" style
- Protects from large debris
- Horizontal or vertical discharges
- Use with Pond-Less features
- Inside Dimensions: 7.5" x 6.5"

Item	Retail
PB1557	\$49.99



Self Tapping Screw

- Marine-grade stainless steel

Item	Retail
SS121413	\$0.50

Aqua UV

- UV sterilizers gets rid of green water
- Kills floating algae & bacteria
- Enhances UV sterilization filtration
- Designed for outdoor use
- Lifetime Housing Warranty



Item	Model	Sterilizers	Black UV Max Flow	Pond Size Sterilizer	Pond Size	Retail
AU25UV	25 Watt	2" Ports; Black; Unions	1,200 gph	500-1,200 gal	4,000 gal	\$349.99
AU40UV	40 Watt	2" Ports; Black; Unions	2,900 gph	1,200-2,200 gal	6,000 gal	\$489.99
AU80UV	80 Watt	2" Ports; Black; Unions	3,678 gph	2,200-4,400 gal	9,000 gal	\$859.99
AU120UV	120 Watt	2" Ports; Black; Unions	4,080 gph	4,400-6,000 gal	12,000 gal	\$1,199.99
AU160UV	160 Watt	2" Ports; Black; Unions	5,400 gph	6,000-8,500 gal	16,000 gal	\$1,599.99
AU200UV	200 Watt	2" Ports; Black; Unions	6,600 gph	8,500-13,000 gal	20,000 gal	\$1,749.99
AU240UV	240 Watt	2" Ports; Black; Unions	7,200 gph	13,000-17,000 gal	25,000 gal	\$2,099.99

Aqua UV Replacements

Bulbs

Item	Model	Retail
AU15RB	15 Watt	\$69.99
AU25RB	25 Watt	\$69.99
AU40RB	40 Watt	\$79.99

Quartz Sleeve

Item	Model	Retail
AU40QS	40 Watt	\$79.99

Danner UV Clarifiers

- Fully submersible unit controls water borne algae and spread of disease
- Glowing monitor halo ring, visible from any angle
- 9,000 hour, long life lamp
- Water tight quartz sleeve
- Includes transformer



Item	Clarifier	Pond Size	Max Flow	Fittings	Cord	Retail
D2910	10 Watt	1,500 gal	700 gph	3/4" Barbed	18'	\$249.99
D2920	20 Watt	3,000 gal	1,800 gph	3/4" Barbed	18'	\$289.99
D2940	40 Watt	6,000 gal	3,000 gph	1" Barbed	18'	\$339.99

Danner Replacements


Bulbs



Item	Watts	Retail
D12971	10 Watt	\$79.99
D12972	20 Watt	\$89.99
D12974	40 Watt	\$119.99

Sleeves

Item	Watts	Retail
D12981	10 Watt	\$29.99
D12982	20 Watt	\$39.99
D12984	40 Watt	\$49.99



Pondmaster Fountain Kits

Kit 1250

- Small ponds up to 600 gallons
- 250 gph pump
- Deluxe filter system
- Bell & adjustable fountain heads
- Tubing and fittings

Item	Retail
D2212	\$169.99

Kit 1500

- Medium ponds up to 1,000 gallons
- 500 gph pump
- Deluxe Filter System
- Bell & Adjustable Fountain Heads
- Tubing and fittings

Item	Retail
D2215	\$209.99

Kit 1350

- Small/medium ponds up to 800 gallons
- 350 gph pump
- Deluxe filter system
- Bell & adjustable fountain heads
- Tubing and fittings

Item	Retail
D2213	\$189.99

Kit 1700

- Medium/large ponds up to 1,250 gallons
- 700 gph pump
- Deluxe filter system
- Bell & adjustable fountain heads
- Tubing and fittings

Item	Retail
D2217	\$219.99



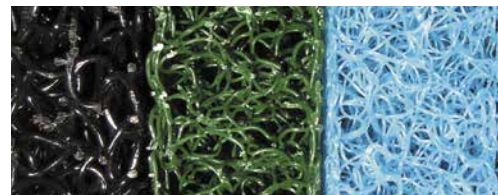

Biological Media

Bacti-Twist's innovative design is manufactured from HPDE. The free-moving layers of poly-ribbon construction prevent solids from clogging up water flow. Bacti-Twist is lightweight, lasts for years, and provides the surface area necessary to grow beneficial bacteria which processes fish waste as well as remove excess nutrients from pond water.

Usage: 1 cubic foot of Bacti-Twist media per 1000 gallons of pond water, however, we recommend filling your filter with as much as possible to maximize the biological process which will yield cleaner & clearer water.

- Large surface area for bacteria
- Easy to fit in any shape container
- Keep water healthy & clear
- Use with Blue Thumb biological waterfall filters in ponds and watergardens

Item	Description	Retail
PBBT12	1/2 cu. ft.	\$19.99
PBBT1	1 cu. ft.	\$34.99
PBBT2	2 cu. ft.	\$59.99
PBBT5	5 cu. ft.	\$129.99



Matala Filter Materials

- Advanced filter technology for increasing the efficiency of skimmers and other mechanical filters.
- Maximizes the efficiency of biological filters by creating more surface area for beneficial bacteria.
- Use multiple mats in your skimmer for more thorough filtration and less frequent filter maintenance.

For best results in biological filtration stand the Matala so water is forced through the ends of the media, not through the face of it. For mechanical filtration such as in a skimmer box we recommend using the green density.

Available in three densities:

- Black: Very coarse: Good for high flow applications
- Green: Coarse: Allows good flow yet filters well
- Blue: Medium: Traps a lot of debris with medium flow

Matala 1/2 Sheets (24" x 39")

Item	Color	Retail
MTHSBK	Black	\$37.99
MTHSGR	Green	\$38.99
MTHSBL	Blue	\$39.99

Matala Full Sheets (48" x 39")

Item	Color	Retail
MTFSBK	Black	\$69.99
MTFSGR	Green	\$74.99
MTFSBL	Blue	\$79.99



Mechanical Filter Media

Pre-Cut 10' Boxed Mini Rolls

Item	Description	Retail
AM970164	Medium Mechanical 1" Thick; 28" wide x 10'	\$99.99
AM970167	Coarse Density 2" Thick; 28" wide x 10'	\$139.99

28" Wide Rolls

Item	Description	Retail
AM970013	Coarse Density 2" Thick; 28" wide x 90'	\$649.99



LIFEGUARD All In One

- Cleans and maintains a healthy pond, fountain, or water garden
- 2-Stage high capacity mechanical filtration
- Biological filter for bacteria growth
- UV light indicator
- Quiet, efficient
- Water feature spray attachment

Item	Model	Description	Size	Watt	Cord	Retail
R442001	Quiet One 2200	All In One Single	up to 1000 gal	13	20'	\$399.99
R442002	Quiet One 3000	All In One Double	up to 1500 gal	13	20'	\$429.99
R442003	Quiet One 4000	All In One Triple	up to 2000 gal	13	20'	\$459.99



Ultima II Replacement Media

Item	Description	Retail
AU70012	Ultra Media 8.5 lb Box	\$89.99



Ultima II with "Cyclonic" Backwashing

The patented Ultima filter does the work of two, combining biological and mechanical filtration into one compact package. Easy to conceal, the Ultima Filter can be buried up to the valve assembly. The Ultima Filter is designed for heavy fish loads and high flow rates.

- Accommodates high flow and heavy solids
- Cyclonic action blasts media apart
- No blower needed
- Internal jets do the work for you
- Unique patented action media design
- Does not channel or clump together

Item	Model	Max Pond Size	Inlet/Outlet	Diameter	Height	Min Flow	Max Flow	Ultima Media	Rec. Pump	Retail
AU50073	1,000	500 to 1,000 gal	1 1/2"	14"	23 1/4"	500 gph	1,200 gph	Pre-loaded	1,000 gph at 10' of head	\$649.99
AU50019	2,000	1,000 to 2,000 gal	1 1/2"	16 1/2"	33"	1,000 gph	2,500 gph	Pre-loaded	2,000 gph at 10' of head	\$849.99
AU50003	4,000	2,000 to 4,000 gal	1 1/2"	20 1/2"	38"	2,000 gph	4,500 gph	2 Media boxes	4,000 gph at 10' of head	\$1,249.99
AU50007	6,000	4,000 to 6,000 gal	2"	22 1/2"	42 3/4"	3,000 gph	7,500 gph	3 Media Boxes	6,000 gph at 10' of head	\$1,689.99
AU50011	10,000	6,000 to 10,000 gal	2"	24 1/2"	43 3/4"	5,000 gph	7,500 gph	4 Media Boxes	7,500 gph at 10' of head	\$2,099.99
AU50119	20,000	10,000 to 20,000 gal	2"	30 1/2"	48"	7,000 gph	7,500 gph	7 Media Boxes	7,500 gph at 10' of head	\$2,499.99
AU50300	30,000	20,000 to 30,000 gal	2"	35 1/2"	53"	7,000 gph	7,500 gph	8 Media Boxes	7,500 gph at 10' of head	\$3,299.99



Aeration



Blue Thumb Small Sakana Aeration Kit

Great for ponds up to 1,500 gallons (max depth of 4 ft.).

- 0.80 CFM Compressor
- 15 ft. of Self-Weighted Tubing
- Single Stick Air Skid

Item	Retail
PB1564	\$229.99



Blue Thumb Medium Sakana Aeration Kit

Great for ponds up to 4,000 gallons (max depth of 4 ft.).

- 1.70 CFM Compressor
- 30 ft. of Self-Weighted Tubing
- Two Single Stick Air Skids
- Manifold

Item	Retail
PB1571	\$369.99



2-Outlet & 4-Outlet Aeration Kits

- Oxygenates ponds, keeping water healthy, clean, and clear
- Quiet and energy efficient design
- Simple to use and maintain
- Provides years of trouble-free operation
- 3-Year Limited Warranty

Item	Retail
AI75000	\$64.98
AI75001	\$109.98

Airmax PondAir

Designed as a complete aeration solution, the PondAir™ contains everything you need to introduce aeration to small water gardens and features with a quick and simple installation.



PondAir 2 Stone

- Aerates up to 1,000 gallons.
- 1 Year Warranty

Includes: High-efficiency, dual-output compressor that uses only 4 watts with a max air flow of .15 CFM, 2 rolls of 30' of black vinyl tubing, 2 blue airstones and 2 check valves.

Item	Retail
A120915	\$62.49



PondAir 4 Stone

- Aerates up to 2,000 gallons.
- 1 Year Warranty

Includes: High efficiency, dual-output compressor that uses only 4 watts with a max air flow of .15 CFM, 4 rolls of 30' black vinyl tubing, 4 blue airstones and 4 check valves.

Item	Retail
A120916	\$112.49

Create Your Own Custom Aeration Kit

- 1 Choose pump
- 2 Choose air skid(s)
- 3 Select correct manifold
- 4 Choose hose length

1 HAKKO Air Pump

- Long life expectancy
- Low power consumption with overload protection
- Guarantees a dry and pure air flow
- Silent operation
- Highly efficient
- Simple maintenance
- Completely oil-free



Item	Hakko Linear Air Pumps	Retail
HK40L	Hakko Linear Air Pump 40 Lpm	\$219.99
HK60L	Hakko Linear Air Pump 60 Lpm	\$269.99

3 Manifold 3/8"

Item	Description	Retail
MTSC238	Air Manifold - Double	\$39.99
MTSC438	Air Manifold - Quad	\$69.99

2



Single Air Skid

Single diffuser plate designed to sink to the pond's bottom.

- Accommodates 3/8" self-weighted tubing.

Item	Retail
A520401	\$29.99



Double Air Skid

Replacement KoiAir Skid: Double diffuser plate designed to sink to the pond's bottom.

- Accommodates 3/8" self-weighted tubing.

Item	Retail
A160184	\$79.99

4



Self-Weighted Tubing

3/8" 100' Roll

Item	Retail
PB1670	\$149.99

3/8" Custom Cut to Length

Item	Retail
AIR38CC	\$2.95/ft.



Small Rock Cover

- Fits over the Pond Air pumps
- Vented for great air flow
- 10" x 8" x 5"H

Item	Retail
A510403	\$59.99



Medium Rock Cover

- Fits over the Small & Medium Sakana pumps
- Vented for great air flow
- 18" x 16" x 11"H

Item	Retail
A510330	\$89.99



Replacement Blue Airstones

- 2" Round Blue
- 2 Pack

Item	Retail
A160261	\$7.49



Bulk Blue 2" Round Airstones

Item	Retail
A160261B	\$3.49



Check Valve 2 pack

Item	Retail
A490316	\$3.99

Replacement Items

Item	Description	Retail
A120910	Replacement Compressor (KA20)	\$149.99
A120911	Replacement Compressor (KA40)	\$249.99
A510145	Diaphragm Kit for KoiAir 1 & Small Sakana	\$12.49
A510146	Diaphragm Kit for KoiAir 2 & Medium Sakana	\$19.99
A120920	Diaphragm Kit for PondAir 2	\$9.99
A120921	Diaphragm Kit for PondAir 4	\$18.74

Hakko Diaphragm Kits

Item	Replacement Kit For	Retail
HK25D	HK25L	\$47.99
HK40D	HK40L	\$54.99
HK60D	HK60L & HK80L	\$59.99
HK100D	HK100L & HK120L	\$84.99

Water Treatments





Blue Thumb Water Treatments – Keep Your Water Sparkling

Installing a beautiful water feature is only the beginning! Working with Mother Nature, our treatments offer an easy solution for a beautiful, peaceful pond that you can enjoy all year long. Maintain clean and clear water keeping fish vibrant and healthy with our full line of maintenance products, ensuring the health of your water feature for years to come.



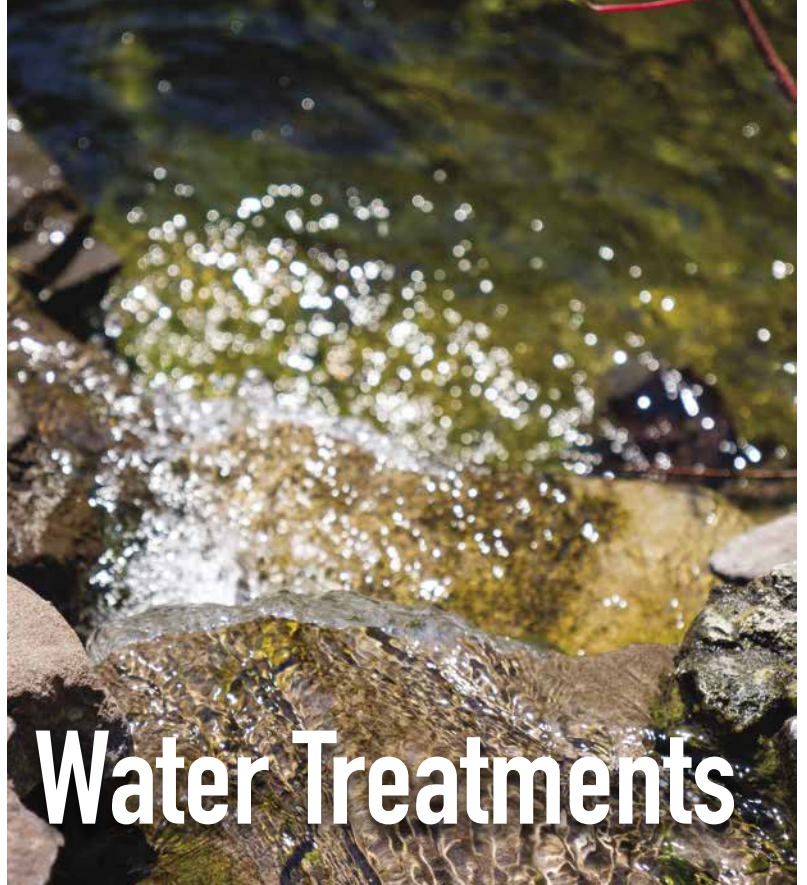


Aqua Fix - Dry

The granular product works in seconds, adds oxygen to the pond, and removes odor.

- Quickly lifts debris from rocks, waterfalls & gravel
- Great for ponds with fish & plants
- Works on contact
- Adds oxygen to the pond

Item	Size	Gal. Treated	Retail
PB2040	8 oz	5,000	\$11.99
PB2057	2 lb	20,000	\$26.99
PB2064	10 lb	100,000	\$74.99
PB2071	25 lb	250,000	\$109.99



Aqua Fix - Liquid

Keep ponds and water gardens with live plants and fish clean and clear.

- Complete pond cleaner
- Contains a 9% solution for rapid action
- Removes suspended organic debris
- Dosage Rate: 1 oz treats 600 gallons

2X CONCENTRATE

Item	Size	Gal. Treated	Retail
PB2002	16 oz	9,600	\$17.99
PB2019	32 oz	19,200	\$29.99
PB2026	64 oz	38,400	\$49.99
PB2033	1 Gal.	76,800	\$89.99
PB2668	2.5 Gal.	192,000	\$119.99

Purify - Dry

Purify Dry will immediately remove chlorine that is present in city water supplies. Chlorine is toxic to fish. Left untreated chlorine can cause gill damage and leave fish unable to breathe.



Item	Size	Gal. Treated	Retail
PB2095	8 oz	24,000	\$13.99



Pond Clear

Pond Clear is designed to clear cloudy, muddled pond water quickly, usually within 1-3 hours. Pond Clear has unique properties that allow suspended particles in water to attract together and fall to the bottom of the pond where they can be vacuumed out or removed by filtration.

- Clears pond water fast
- Makes pond water sparkle
- Safe for all aquatic life
- Dosage Rate: 1 oz treats 500 gallons

Item	Size	Gal. Treated	Retail
PB2194	16 oz	8,000	\$15.99
PB2200	32 oz	16,000	\$25.99
PB2217	64 oz	32,000	\$47.99
PB2880	Gallon	64,000	\$89.99

Purify - Liquid

Purify Liquid will immediately remove chlorine, chloramines and heavy metals that are often present in city water supplies. Purify Liquid will also add a slime coat protectant to the water to help fish heal wounds and abrasions while protecting them in times of stress such as during water changes & clean-outs.



Item	Size	Gal. Treated	Retail
PB2088	16 oz	3,200	\$18.99



Pond Cleaner - Dry

Pond Cleaner Dry naturally results in a cleaner pond, healthier fish, improved dissolved oxygen levels, and reduced ammonia levels.

- Clears pond water with natural bacteria & enzymes
- Maintains biological filter
- Breaks down suspended dead debris
- Safe for all aquatic life

Item	Size	Gal. Treated	Retail
PB2132	8 oz	8,000	\$19.99
PB2149	2 lb	32,000	\$59.99
PB2156	6 lb	96,000	\$159.99
PB2163	25 lb	400,000	\$374.99



Muck Buster

Muck Buster's multi-purpose cleaning action cleans ponds with an unprecedented combination of activated barley, natural bacteria, enzymes and a powerful secret ingredient. These ingredients work in tandem to clean, polish and break down dead organic debris that settles to the pond's bottom.

- Removes muck & sludge from pond's bottom
- Contains activated barley
- Removes slimy debris from ponds, waterfalls & streams
- Safe for all aquatic life

Item	Size	Gal. Treated	Retail
PB2101	1 lb	8,000	\$29.99
PB2118	2.5 lb	20,000	\$69.99
PB2125	6 lb	48,000	\$149.99
PB2675	25 lb	200,000	\$359.99
PB2682	24 tablet	4,000	\$29.99



Pond Cleaner - Liquid

Pond Cleaner Liquid is specifically designed to start working the second it hits the water.

- Removes ammonia, nitrite & nitrate
- Clears water, removes debris & seeds filters
- Perfect for new pond start-up & heavy fish loads
- Safe for all aquatic life

Item	Size	Gal. Treated	Retail
PB2170	32 oz	12,000	\$19.99
PB2187	1 Gal.	48,000	\$59.99



Fountain Clear

Fountain Clear is a revolutionary product designed specifically to keep fountains, bubblers and disappearing waterfall features clean and clear all year long. Fountain Clear helps prevent stains, sludge, mineral deposits and organic contaminants from forming in basins. Safe for use on all makes and models of fountains and bird baths.

Item	Size	Gal. Treated	Retail
PB2835	8 oz	400	\$9.99



Spring & Fall Clean Water Soluble Packets

- Replenishes winter bacteria loss during spring start-up
- Accelerates decomposition of leaves, twigs & sediment all winter long
- Cold water formula - use when water temps are between 35° - 55°

Item	Size	Gal. Treated	Retail
PB2804	6 packets	6,000	\$19.99
PB2811	12 packets	12,000	\$29.99
PB2828	24 packets	24,000	\$49.99



Fountain Lime Buster

Fountain Lime Buster will also help to prolong the life of fountain pumps by removing limescale and calcium deposits in and around the pump housing. Lime Buster safely removes limescale and calcium deposits in all models of fountains, bubblers and water features. Its unique, gentle formula allows for use on all substrates: ceramic, cement, plastic, resin and rock.

Item	Size	Gal. Treated	Retail
PB2842	8 oz	400	\$9.99



Barley Straw Pellets

Barley Straw Pellets utilize barley degradation technology to help manage ponds all year long. When placed in an area of steady water flow they will slowly degrade and emit a natural chemical that cleans and polishes pond water naturally.

- Cleans & polishes pond water naturally
- Fast-acting, easy to apply
- Steady release for long-term clarity
- Includes (1) Application Mesh Bag
- Safe for all aquatic life

Item	Size	Gal. Treated	Retail
PB2699	2 lb	2,000 3 mos.	\$24.99
PB2705	5 lb	5,000 3 mos.	\$32.99



Barley Bales

- 100% natural
- Single bale package

Item	Retail
PB3524	\$13.99



Blue Pond Dye

Blue Pond Dye is a non-toxic pond dye designed to help keep water sparkling clean and cool. If a pond does not have significant plant coverage, it is a good idea to use pond dye in the hot summer months to shade the pond.

- Tints water brilliant blue
- Shades & protects your pond
- Safe for all aquatic life

Item	Size	Gal. Treated	Retail
PB2736	16 oz	16,000	\$15.99



Pond Maintenance Kit One:

Ponds up to 1,000 Gallons

Includes:

- 8 oz Pond Cleaner Dry
- 8 oz Muck Buster
- 8 oz Aqua Fix Dry
- 8 oz Purify Dry

Treats a 1,000 gallon pond for a full season!

Item	Retail
PB2422	\$69.99



Pond Maintenance Kit Two:

Ponds up to 3,000 Gallons

Includes:

- 2 lb Pond Cleaner Dry
- 2.5 lb Muck Buster
- 2 lb Aqua Fix Dry
- 8 oz Purify Dry

Treats a 3,000 gallon pond for a full season!

Item	Retail
PB2439	\$159.99



Pond Maintenance Kit Three:

Ponds up to 5,000 Gallons+

Includes:

- 6 lb Pond Cleaner Dry
- 6 lb Muck Buster
- 10 lb Aqua Fix Dry
- 8 oz Purify Dry

Treats a 5,000 gallon pond for a full season!

Item	Retail
PB2446	\$379.99



Barley Straw Extract

Barley Extract is the natural solution to maintaining a clean and healthy pond all year long.

- Maintains clean & clear water
- Faster than pellets
- Cleaner than bales
- Easy application
- No mess formula
- Safe for all aquatic life

Item	Size	Gal. Treated	Retail
PB2750	8 oz	4,000	\$14.99
PB2767	16 oz	8,000	\$19.99
PB2774	32 oz	16,000	\$31.99
PB2781	64 oz	32,000	\$54.99
PB2798	Gallon	64,000	\$69.99



Super Mini Twin Barley Straw Bales

- Each bale treats 1,000 gallons.
- 2 Bales per package

Item	Retail
SUM130	\$12.99



Foam Remover

Foam Remover will remove foam from water within seconds of application. Excessive proteins present in pond water usually cause foam. Protein foam can be harmful and should be removed quickly.

- Removes foam in seconds
- For use in ponds, fountains & statuary
- Safe for all aquatic life

Item	Size	Gal. Treated	Retail
PB2729	8 oz	8,000	\$8.99



Pondtabbs Aquatic Plant Food

These plant food tablets were formulated to feed all pond plants while minimizing the releasing of chemicals into the water that would encourage algae growth. Safe for use with fish.

Item	Size	Retail
PB175	20 ct	\$5.99
PB176	60 ct	\$14.99
PB178	300 ct	\$59.99
PB177	1,000 ct	\$119.99
PB179	4,000 ct	\$349.99



Thrive Plant Fertilizer

CrystalClear Thrive tablets will feed potted aquatic plants all season long. Simply use one tablet for every gallon of soil each month during the growing season. It is always a good idea to feed plants every two weeks when the water temperature rises above 75°F.

Item	Size	Retail
CC01730	30 tab	\$7.99
CC01760	60 tab	\$14.99
CC017200	200 tab	\$34.99



Once-A-Year Fertilizer Spikes

- 3/pk
- For all aquatic plants
- Well-balanced feeding formula
- Low phosphorus no impact on water quality
- Non-toxic to fish and other aquatic life
- Temperature activated
- Lasts one full year

Item	Retail
PT910	\$11.99



Floating Mosquito Dunks

- Each Dunk treats up to 100 square feet of surface water regardless of depth.
- Kills Larvae before it matures into a biting adult pest.

Item	Size	Retail
SUM102	2 Pack	\$9.99
SUM110	6 Pack	\$17.99
SUM111	20 Pack	\$34.99



Lily Tubs

- Deep tub provides room for plants to expand.
- No holes, prevents earth from escaping.
- Ideal for planting lilies, lotus and grouping of bog plants.
- Makes planting and maintenance easy.

5 gal - 15" Dia. x 8.5"H

Item	Retail
PT976	\$14.99

9 gal - 19.5" Dia. x 9.5"H

Item	Retail
PT977	\$19.99



8" Diameter Round



9" Square



Contour 18" x 8"

Planting Baskets

- Lattice design allows the free flow of water to roots.
- All baskets come with handles for easy placement.
- Available in a variety of shapes and sizes.

Item	Size	Retail
PT960	8" Round	\$3.69
PT961	10" Round	\$4.39
PT965	9" Square	\$4.39
PT966	12" Square	\$6.79
PT968	18" x 8" Contour	\$6.99




PondoVac 4 Vacuum

Rugged contractor-friendly vacuum features a patented two-chamber system driven by a 1,800W motor. Enjoy continuous operation even at depths of two meters without experiencing significant loss of suction. Choose from five professional nozzle attachments to power through pond muck, sludge or even stubborn string algae with ease.

Includes: 16 ft. intake hose with five rigid extension tubes, 8 ft. discharge hose, 13 ft. power cord, five nozzle attachments, discharge net, and a convenient rack to store and organize accessories.

Item	Retail
OA50409	\$469.99



Pond Accessories



5" Floating Yellow Duckling

Item	Retail
PT1020	\$1.99



Alligator Decoy

Item	Retail
AI93000	\$49.99



Blue Heron Decoy

- Deters herons from coming to your pond
- Life-like appearance and full color design
- Hand painted with non-fading, no-glare, all-weather paint
- Durable and lightweight
- Included mounting stake makes installation quick and easy

Item	Retail
AI81030	\$49.99



Blue Thumb Debris Net

8" x 6" Net w/18" Handle

Item	Retail
PB1465	\$10.99



Blue Thumb Fish Net

8" x 6" Net w/18" Handle

Item	Retail
PB1472	\$10.99



Laguna Pond Fish Nets

Item	Name	Size	Description	Retail
PT815	Pond Fish Net	14"x13"	33"-60" Telescopic Handle	\$31.99
PT818	Collapsible Pond Net	18"x17"	Coarse, 18"-30" Telescopic Handle	\$34.99
PT811	Pond Fish Net	12"x11.5"	13" Metal Handle	\$14.99



Deluxe Pond Netting

- Protect your pond from debris. The sturdy polypropylene strands are covered in a UV protectant and then bonded together
- Mesh opening 0.5" by 0.25"
- The lightweight netting may be used for several seasons.

Item	Size	Sq. Ft.	Retail
PN1012	10' x 12'	120	\$34.99
PN1220	12' x 20'	240	\$54.99
PN1230	12' x 30'	360	\$74.99
PN2020	20' x 20'	400	\$99.99
PN2030	20' x 30'	600	\$149.99
PN3232	32' x 32'	1,024	\$189.99



Economy Pond Netting

- Protect your pond from debris.
- Mesh opening 0.75" by 0.75"

Item	Size	Sq. Ft.	Retail
DN10	7' x 10'	70	\$7.99
DN14	14' x 14'	196	\$14.99
DN28	28' x 28'	784	\$69.99



Spring & Fall Clean Water Soluble Packets

- Replenishes winter bacteria loss during spring start-up
- Accelerates decomposition of leaves, twigs & sediment all winter long
- Cold water formula - use when water temps are between 35° - 55°

Item	Size	Gal. Treated	Retail
PB2804	6 packets	6,000	\$19.99
PB2811	12 packets	12,000	\$29.99
PB2828	24 packets	24,000	\$49.99



Thermo-Pond De-Icer

The Thermo-Pond De-Icer is a unique floating pond heater that keeps a hole free of ice allowing toxic gases to escape all winter long. Thermo-Pond De-Icer is thermostatically controlled and operates on only 100 watts - that's 12 to 15 times less power than other leading brands.

- Will not harm pond liners or plastic ponds
- Tested to temperatures -30 degrees Fahrenheit
- Save up to \$60 per month in electricity costs!
- 100 Watts

Item	Retail
KH8001	\$64.99



Deluxe Perfect Climate Pond De-Icers

- Floating or submersible in one convenient De-Icer
- Available in 3 wattages
- Safe in all ponds and will not harm pond liners
- Easy to maintain and clean
- 12' cord
- 2 Year Warranty

250 Watts

Item	Retail
KH8125	\$59.99

750 Watts

Item	Retail
KH8175	\$64.99

1500 Watts

Item	Retail
KH8115	\$69.99



Sakana Koi - Growth & Color Pellet

Growth & Color floating pellets are a nutritionally complete and balanced fish food formulated to meet the requirements of Koi. The unique formula is a scientific blend of quality protein sources and vitamins such as Vitamin E, and ascorbic acid (stabilized Vitamin C). Amino acids are also added to help assist in nutrient absorption. Daily feeding of Growth & Color food helps to support growth and maintain bright colors in fish while at the same time helping to reduce waste in your pond.

- Pellets soften quickly so even the smallest fish can eat them
- Feed 1-2 times per day

Item	Size	Retail
PB2286	20 oz	\$19.99
PB2293	2.5 lb	\$35.99
PB2309	15 lb	\$129.99
PB1991	40 lb	\$199.99

Guaranteed Analysis

Crude Protein, (Min.) 38% Crude Fiber, (Max.) 4%
 Crude Fat, (Min.) 5% Moisture, (Max.) 10%

Ingredients

Herring/White Fish Meal, Wheat Germ Meal, Wheat Flour, Spirulina, Shrimp Meal, Dehydrated Alfalfa Meal, Calcium Phosphate, Brewers Dried Yeast, Salt, Calcium Carbonate, Iron Proteiniate, Garlic, Vitamin E Supplement, Choline Chloride, Inositol, Aspergillus Niger, Aspergillus Oryzae, L-Ascorbyl-2-, Polyphosphate (Stabilized Vitamin C), Bacillus subtilis, Lactobacillus acidophilus, Bifidobacterium thermophilum, Bifidobacterium pseudolongum, Enterococcus faecium, Manganese Proteiniate, Zinc Proteiniate, Biotin, Niacin, Pantothenic Acid, Menadione Dimethylpyrimidinol (Vitamin K), Vitamin A Acetate, Copper Proteiniate, Vitamin D3 Supplement, Riboflavin Supplement, Pyridoxine Hydrochloride, Calcium Iodate, Thiamine Mononitrate, Sodium Selenite.



Koi & Goldfish Bags

Dimensions: 12" x 29"

Item	Case Qty	Case/Each
BAG1219	250	\$129.99

*Goldfish not included.



Sakana Koi - Spring & Autumn Pellet

Spring & Autumn floating fish food pellets are designed for easy digestion and to help your fish to maintain optimum health at the beginning and end of the season when water temperatures are coolest. It is scientifically formulated with natural vegetable and plant based proteins, amino acids and digestive enzymes that help to reduce waste in your pond at low temperatures. Feeding Spring & Autumn helps to support good water quality and healthy fish.

- Pellets soften quickly so even the smallest fish can eat them
- Feed 1-2 times per day

Item	Size	Retail
PB2255	20 oz	\$19.99
PB2262	2.5 lb	\$35.99
PB2279	15 lb	\$129.99
PB1984	40 lb	\$199.99

Guaranteed Analysis

Crude Protein (Min.) 32% Crude Fiber (Max.).....4%
 Crude Fat (Min.).....4% Moisture (Max.).....10%

Ingredients

Wheat-Germ Meal, Wheat Flour, Shrimp Meal, Dehydrated Alfalfa Meal, Calcium Phosphate, Brewers Dried Yeast, Salt, Calcium Carbonate, Iron Proteiniate, Garlic, Vitamin E Supplement, Choline Chloride, Inositol, Aspergillus Niger, Aspergillus Oryzae, L-Ascorbyl-2-, Polyphosphate (Stabilized Vitamin C), Bacillus subtilis, Lactobacillus acidophilus, Bifidobacterium thermophilum, Bifidobacterium pseudolongum, Enterococcus faecium, Manganese Proteiniate, Zinc Proteiniate, Biotin, Niacin, Pantothenic Acid, Menadione Dimethylpyrimidinol (Vitamin K), Vitamin A Acetate, Copper Proteiniate, Vitamin D3 Supplement, Riboflavin Supplement, Pyridoxine Hydrochloride, Calcium Iodate, Thiamine Mononitrate, Sodium Selenite.



Pond Salt

Pond Salt is formulated to increase koi and goldfish electrolytic intake. Electrolytes are critical in building and maintaining a healthy slime coat. Electrolytes such as potassium are essential in wound repair and in times of heavy stress (i.e. – during water changes or clean-outs). Salt is excellent for mucus production when healing from a wound. Pond Salt will also help ward off and remove most common protozoan parasites found in koi and goldfish such as: Dactylogyrus, Byrodctytulus, Epistylis, Trichodina and Chilodonella. Pond Salt can be used in a salt bath for heavy infestations or as a routine treatment to keep parasites from entering the pond environment.

- Controls 80% of all common pond parasites
- Helps restore natural electrolytes
- Maintains healthy slime coat
- Safe for all aquatic life

Item	Size	Gal. Treated	Retail
PB2743	10 lb	2,000	\$19.99
PB2873	20 lb	4,000	\$37.99



Carbon Clear

Carbon Clear is bituminous coal that has been exposed to extreme heat which activates the carbon giving it powerful absorbing powers. The billions of pores within the carbon act as hundreds of sponges soaking in many pond pollutants such as tannins, ammonia, nitrite and nitrate. The result is a polished, healthy pond environment.

- Removes tannins, chlorine & odor
- Polishes water & removes microscopic debris
- Removes ammonia, nitrite & nitrate
- Safe for all aquatic life
- Includes (1) Mesh Application Bag

Item	Size	Gal. Treated	Retail
PB2712	5 lb	2,000 3 mos.	\$59.99




pH Balance

When used as directed, pH Balance will stabilize pond water pH and maintain buffering capacity at safe levels between 80-240 ppm. pH Balance will help prevent wide pH swings which are

typical from morning to night. Makes pond water safe for fish and plants and helps keep water balanced in the hot summer months. Keeping a properly buffered system is essential for the completion of the nitrification process, which allows harmful ammonia to be converted to nitrite and then to nitrate.

Item	Size	Gal. Treated	Retail
PB2224	2 lb	8,000	\$18.99



pH Decreaser

pH Decreaser fuses pH lowering qualities with natural electrolytic supplements to safely lower pH levels in pond water at no more than 0.2 points per application. pH Decreaser also adds much needed electrolytes to help fish maintain a strong slime coat and healthy appearance.

Item	Size	Gal. Treated	Retail
PB2231	2 lb	32,000	\$22.99



Laguna Feeding Ring

Prevents food from being sucked into skimmer or filters before the fish can eat it. Great add-on sale with fish food.

Item	Retail
PT140	\$7.99



Floating Thermometer

Monitor pond temperature throughout the year to help adjust fish feeding and water treatment applications during seasonal changes.

Item	Retail
AI74000	\$7.99



KnockOut - Ick Control

KnockOut is formulated for helping control ick on pond fish. Treated correctly KnockOut will remove ick parasites, protozoa, bacteria and fungi from most fish species. KnockOut is a broad spectrum treatment for fungus, ick and flukes.

- Eliminates ick infestation
- Eliminates fungi & protozoa
- Safe for fish & plants

Item	Size	Gal. Treated	Retail
CCK016	16 oz	960	\$11.99



WipeOut - Bacterial Control

- Controls & prevents bacterial infections
- Controls finrot & ulcers
- Safe for fish & plants

Item	Size	Gal. Treated	Retail
CCW08	8 oz	4,800	\$9.99

Lake & Large Pond Products



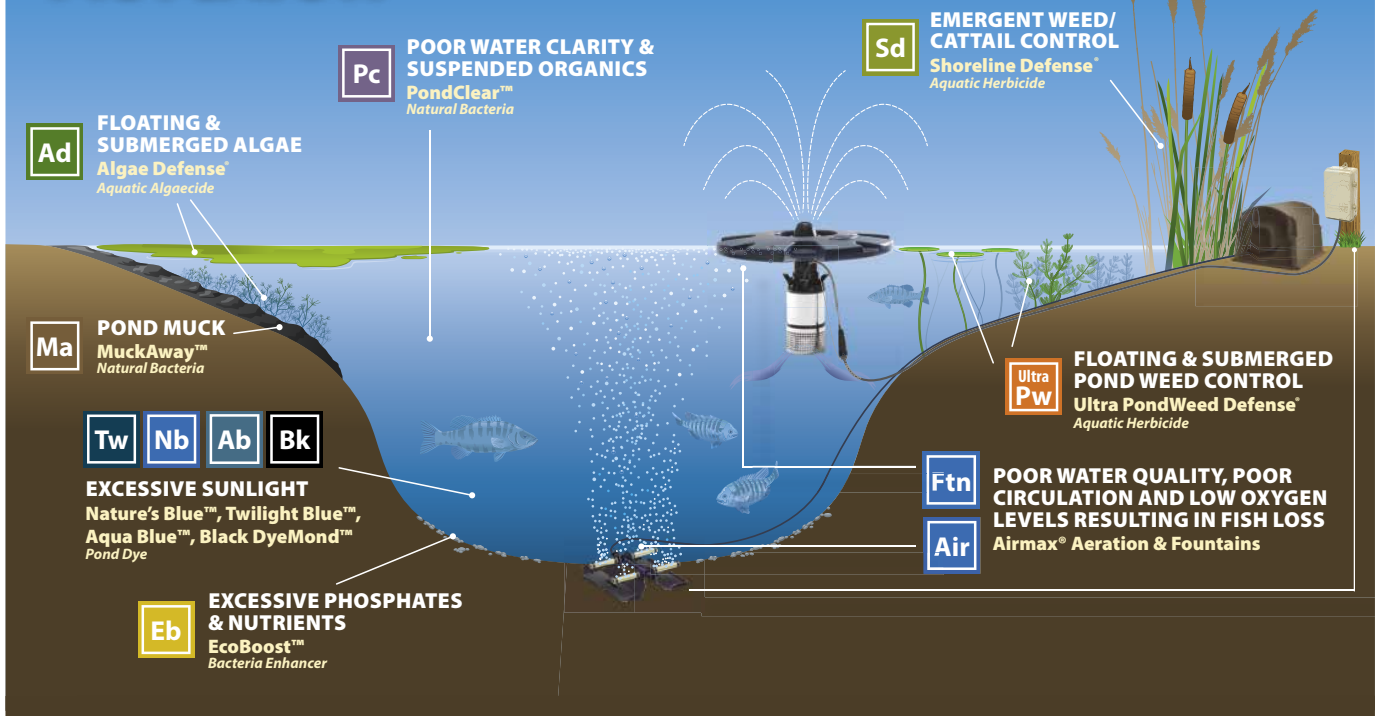


Lake and Large Pond Products - Keep Your Water Fresh and Sparkling

Crystal-clear ponds and lakes sparkle and shimmer in the sunlight when they're healthy. Our affordable products simplify the process of keeping your water healthy. We offer easy-to-install systems and beneficial products to restore water clarity, reduce muck, remove weeds, aerate, and enhance natural bacterial activity and growth. Heighten the beauty of your water with our wholesome pond dye.



Aeration



Proactive Pond Management With Airmax

Up until the last few years, most pond owners have relied on reactive pond management practices to keep their ponds clear of excessive, unwanted, aquatic growth. They've traditionally waited for the problem to appear then treated it chemically. Although sometimes necessary as a management tool, chemical applications can be bandages for the real problem and can actually contribute to the problem by adding more nutrient rich muck and increasing the overall nutrient load. Since the introduction of the Airmax Ecosystem™ program, pond owners have been able to convert to, and rely on, proactive pond management practices. Using aeration, 100% natural bacteria and/or pond dyes, they've been able to get directly at the source of their problems; excessive nutrients in the water column and muck at the bottom of the pond. By providing microbial competition for these nutrients, they've successfully maintained healthy, clear ponds.



Improve Water Clarity And Reduce Muck In Just 90 Days!

The Proof is in the Science

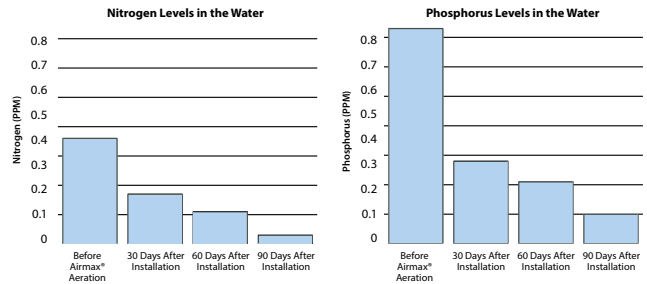
An independent study with Airmax Aeration

The Pond: A ½ acre, kidney shaped, 10+ year old pond located in the state of North Carolina. The pond had nearly 12" of muck buildup and required monthly chemical treatments to reduce algae blooms.

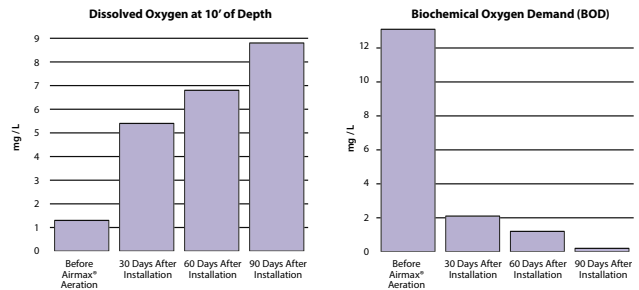
The Plan: Before the Airmax® Aeration System was introduced; water samples were taken for phosphorus, nitrogen, biochemical oxygen demand (BOD), dissolved oxygen and water clarity. Phosphorus and nitrogen are contributors to algae growth while dissolved oxygen and BOD help determine the potential for muck and nutrient reducing aerobic bacteria. A PS20 Airmax Aeration System was installed and water samples were taken every 30 days. The results speak for themselves.

The Results in 90 Days: Nitrogen & Phosphorus plummeted 90%. Oxygen became saturated throughout the pond and the water clarity dramatically improved. There was also a major reduction in the amount of algae that needed to be treated. The BOD also decreased substantially while the aerobic bacterial activity increased which was responsible for almost ¼" of muck reduction in only 90 days.

Improved Water Clarity Through Nutrient Reduction



Reduced Muck and Healthier Fish Through Oxygen Saturation

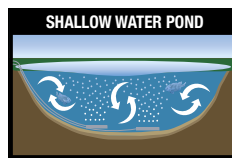


Results You Can See In 90 Days




Why pond depth matters

The deeper a diffuser plate is placed in your pond, the more area it can effectively aerate. Shallow ponds, or ponds with irregular shapes & bends, require more diffuser plates per surface acre.



In shallow ponds, the column of diffused air is not able to "open" as far which limits the effective area of each plate. The bends and curves in irregular shaped ponds block the circulation provided by an aeration system which creates the need for more plates to reach isolated sections of your pond.



As diffused air leaves the diffuser plate, it rises to the pond's surface in a V pattern, creating a current. The higher this pattern is able to rise, the wider it becomes which allows it to circulate a greater volume of water.

“ Call Blue Thumb for free aerial mapping service. ”

Aeration Shallow Water Series: Ponds < 6' Deep



Providing bottom-diffused aeration in shallow ponds and lakes can provide a unique challenge to pond owners. Less water depth means smaller plate coverage which usually translates to bigger, more expensive, multi-plate systems. Our Shallow Water Series Aeration Systems provide multiple plates to provide evenly distributed aeration in shallow water applications without forcing customers into large cost-prohibitive aeration units. Designed specifically for use in shallow water, our Shallow Water Series™ Aeration Systems aerate ponds up to ½ surface acre at 6' deep.

- Perfect for shallow ponds or beach areas up to 6' deep
 - Single systems can aerate up to 1/2 acre *
 - Extremely efficient, costs as little as \$2.52/month to run 24/7
 - Cabinet - Lifetime Warranty
 - Airline and Diffusers - 5 Year Warranty
 - Compressor - 2 Year Warranty
- * Use multiple systems in conjunction with each other for larger applications.



Self-Weighted Tubing

Item	Description	Retail
PB1670	3/8" x 100' Roll	\$139.99
AIR38CC	3/8" Custom Cut to Length	\$2.95/ft.
A510119	5/8" x 100' Roll	\$199.99
A510120	Direct Burial Tubing 5/8" x 100' Roll	\$59.99



Replacement Stick

Airmax® ProAir™ Membrane Diffuser Sticks are designed to replace the Air Stone Diffusers found on older Airmax® Aeration Systems.

- Screw into existing ProAir™ plates
- Virtually maintenance free
- Replaces Airstones on Airmax® Aeration Systems
- 1½" diameter by 6" length

Item	Retail
A510168	\$24.99



Replacement Diffuser Skid

- Airmax® ProAir™ Weighted Diffuser are designed for maximum oxygen circulation in your pond. Each plate comes with a check valve to prevent back pressure to your compressor.
- Non-Stick coating prevents debris from sticking
- Virtually maintenance free membrane sticks
- Check valve prevents back pressure to compressor

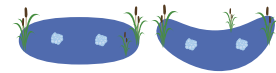
Item	Description	Retail
A490354	ProAir 2 Skid, fits Shallow Water	\$119.17
A510166	ProAir 4 Skid, fits PondSeries	\$210.70



Shallow Water 20 Aerates Ponds up to ¼ Acre

- 2 ProAir 2 weighted diffusers
- Airmax composite cabinet
- High efficiency compressor

Specs	SW20	SW20HP
Max/Running Amps	0.6	1.6
Volts	115	115
CFM	2.5	2.3
Max Depth	6'	10'
Op. Cost / Mo.*	\$3.48 (24/7)	\$9.27 (24/7)



Item	Tubing	Retail
A600803 (SW20)	200 ft	\$1,249.99
A600804 (SW20HP)	Not Included	\$1,699.99



Shallow Water 40 Aerates Ponds up to ½ Acre

- 4 ProAir 2 weighted diffusers
- Airmax composite cabinet
- High efficiency diaphragm compressor

Specs	SW40	SW40HP
Max/Running Amps	1.1	4.2
Volts	115	115
CFM	4.9	4.7
Max Depth	6'	10'
Op. Cost / Mo.*	\$6.38 (24/7)	\$23.76 (24/7)



Item	Tubing	Retail
A600813 (SW40)	400 ft	\$1,999.99
A600814 (SW40HP)	Not Included	\$2,199.99

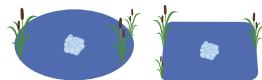
*Cost Per Month is calculated at 7¢ per kilowatt hour. Please note that costs will vary depending on location.



One Plate System - PS10

- One ProAir-4 self-weighted diffuser
- Compact SilentAir composite cabinet
- 1/4 HP rocking piston compressor

Provides Aeration for
 Up to 1/4 acre, 6'-9' deep
 Up to 1/2 acre, 9'-12' deep
 Up to 1 acre, 12'-21' deep



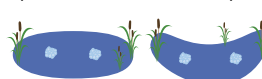
PS10 Specs		
HP		1/4
Max/Running Amps		1.6
Volts		115
CFM		2.3
Max Depth		21'
Op. Cost / Mo.*		\$9.27 (24/7)
Item	Tubing	Retail
A600822	100 ft	\$1,499.99



Two Plate System - PS20

- Two ProAir-4 self-weighted diffusers
- Compact SilentAir composite cabinet
- 1/2 HP SilentAir rocking piston compressor

Provides Aeration for
 Up to 1/2 acre, 6'-9' deep
 Up to 1 acre, 9'-12' deep
 Up to 2 acres, 12'-21' deep



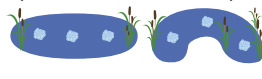
PS20 Specs		
HP		1/2
Max/Running Amps		4.1
Volts		115
CFM		4.7
Max Depth		21'
Op. Cost / Mo.*		\$23.76 (24/7)
Item	Tubing	Retail
A600832	200 ft	\$2,099.99



Three Plate System - PS30

- Three ProAir-4 self-weighted diffusers
- Compact SilentAir composite cabinet
- 1/2 HP SilentAir rocking piston compressor

Provides Aeration for
 Up to 1-1/2 acre, 6'-9' deep
 Up to 2 acres, 9'-12' deep
 Up to 3 acres, 12'-21' deep



PS30 Specs		
HP		1/2
Max/Running Amps		4.1
Volts		115
CFM		4.7
Max Depth		21'
Op. Cost / Mo.*		\$23.76 (24/7)
Item	Tubing	Retail
A600842	300 ft	\$2,399.99

Our most popular aeration systems, the Pond Series™ Aeration Systems are powerful enough to aerate ponds up to 4 acres and can be adapted to fit uniquely shaped ponds for maximum aeration. Diverse Pond Series systems make aeration a breeze. Our single plate PS10 system is excellent for smaller or regularly shaped ponds while the 4 plate PS40 tackles larger water bodies up to 4 acres, or ponds with an irregular shape that require precision plate placement for even circulation.

- Perfect for ponds or large lakes up to 21' deep
- Single systems can aerate up to 4 acres*
- Extremely efficient compressor costs as little as \$5.80/month to run 24/7
- Cabinet - Lifetime Warranty
- Airline and Diffusers - 5 years Warranty
- Compressor - 2 Years Warranty

* Use multiple systems in conjunction with each other for larger applications.



Four Plate System - PS40

- Four ProAir-4 self-weighted diffusers
- composite cabinet
- 3/4 HP SilentAir rocking piston compressor

Provides Aeration for
 Up to 2 acres, 6'-9' deep
 Up to 3 acres, 9'-12' deep
 Up to 4 acres, 12'-21' deep



PS40 Specs		
HP		3/4 HP
Max/Running Amps		10.6
Volts		115
CFM		5.8
Max Depth		21'
Op. Cost / Mo.*		\$30.72 (24/7)
Item	Tubing	Retail
A600851	Not Included	\$2,699.99

*Cost Per Month is calculated at 7¢ per kilowatt hour.
 Please note that costs will vary depending on location.

Aeration Pond Series: Ponds > 21' Deep

The Airmax® Deep Water Kit is specifically designed for PondSeries™ Aeration Systems to allow for operation in water depths greater than 21' deep. With the heavy-duty cam lock connections of the Deep Water Kit, PondSeries™ Aeration Systems can operate in water depths up to 50'. Kit is setup for 5/8" weighted or 5/8" direct burial airline.



Item	Size	Retail
A510435	Deep Water Kit for PS10	\$59.99
A510436	Deep Water Kit for PS20	\$119.99
A510437	Deep Water Kit for PS30	\$179.99
A510438	Deep Water Kit for PS40	\$239.99



Lake & Large Pond Treatments

ClearPAC® PLUS - DIY Kit

The Complete Pond Care Program™

ClearPAC® PLUS ends the guesswork of pond management by combining essential pond maintenance products into one complete pond care package. ClearPAC® PLUS allows pond owners to eliminate algae, improve water quality, reduce pond muck, promote fish health and maintain crystal clear water in a few simple steps.

ClearPAC® PLUS Includes:

- Treats ¼ acre pond for up to 6 months or ½ acre pond for up to 3 months.
- 1 gallon of Algae Defense®
- 24 packets of PondClear™
- 16 scoops of EcoBoost™
- 1 quart of Nature's Blue™ Pond Dye
- 8 scoops of MuckAway™



Item	Retail
A700110	\$359.99



EcoBoost

- Increases natural bacterial growth, improving water clarity
- Binds phosphates & provides 80+ trace minerals to promote fish health
- Perfect for use with PondClear & MuckAway
- Use 2 scoops for every ¼ acre and use with PondClear™ or MuckAway™ for best results.

Item	Size	Retail
A570101	8 lb	\$99.99



PondClear Liquid & Packets

- Keeps ponds clean & clear all season
- Removes excess nutrients & noxious odors
- Available in liquid or easy to use water soluble packets
- Use ½ gallon or 2 packets for areas up to ¼ surface acre every 2 weeks
- Best used with water temps above 50 degrees

Item	Size	Retail
A570106	Gallon	\$39.99
A570098	12 WSP	\$89.99
A570100	24 WSP	\$149.99
A570116	96 WSP	\$469.99



Pond Dye

Protect and shade ponds with pond dye, available in 3 colors: Nature's Blue, Aqua Blue, or Twilight Blue. Easy to use and no mixing required. Apply every 4-8 weeks or as needed.

- Combine forces of Pond Dye and PondClear Liquid Bacteria for optimum results
- One gallon treats up to ¼ acre for up to one month
- Apply every 4-6 weeks or as needed
- 2 Year shelf life

Item	Size	Description	Retail
A530173	Gallon	Nature's Blue	\$39.99
A250202	Gallon	Aqua Blue	\$49.99
A530220	Gallon	Twilight Blue	\$39.99



Pond Dye + Beneficial Bacteria *Plus*

Giving a pond a boost of natural bacteria every time pond dye is added will improve water clarity by breaking down suspended organics and nutrients. Available in 2 colors: Nature's Blue or Twilight Blue™. Easy to use and no mixing required. Apply every 4-8 weeks or as needed.

- Combine forces of Pond Dye and PondClear Liquid Bacteria for optimum results
- One gallon treats up to ¼ acre for up to one month
- 2 Year shelf life

Item	Size	Description	Retail
A570107	Gallon	Nature's Blue	\$59.99
A570110	Gallon	Twilight Blue	\$59.99



Nature's Blue Pond Dye Packs

- Water Soluble Packets
- Two Packets Treats up to 1 Acre, 4-6' Deep

Item	Size	Retail
A530356	2 Packets	\$34.99
A530357	4 Packets	\$64.99



MuckAway

MuckAway™ natural bacteria are precision release pellets that sink to the bottom of the pond to digest and convert muck into an odorless gas. MuckAway™ is perfect for spot treating troublesome areas such as beaches or shorelines.

- Reduces up to 5" of muck per year
- Perfect for ponds, beaches, & shorelines
- Precision pellets consume muck more effectively than using powder or liquids
- Best used with water temps above 50 degrees

Item	Size	Retail
A570108	4 lb	\$89.99
A570109	8 lb	\$149.99
A570124	24 lb	\$349.99



MuckAway TL

MuckAway™ TL is a concentrated MuckAway™ formula designed for total pond and lake applications. These precision pellets are so effective they can reduce 1-2" of muck per month when dosed correctly.

- Reduces up to 2" of muck per month
- Perfect for total pond or lake applications
- Concentrated precision pellets consume muck faster
- Best used with water temps above 50 degrees
- 12 lbs treats an entire surface acre

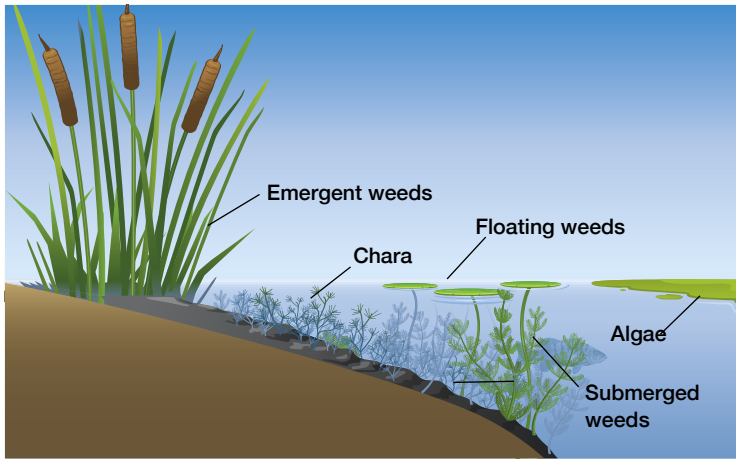
Item	Size	Retail
A570113	36 lb	\$699.99

Dosage Rates:

Use ONE scoop for every 1,000 sq. ft. of shoreline every 2-4 weeks.

Reduces mucky pond bottoms

- Consumes muck more effectively than using powder or liquids.
- 4 lbs treats 1,500 sq. ft. of shoreline (75'x20') for 3 months.
- 8 lbs treats 1,500 sq. ft. of shoreline (75'x20') for 6 months.
- 5 year shelf life.



Identify Your Target

Successful weed control starts with proper identification.

The more mature your pond, the more you have to deal with weeds. They're not only annoying, but they can choke the life out of your delicate ecosystem if action is not taken. You can't treat what you don't know! Identifying those mystery plants is the first step to being successful.

Two questions to weed out:

1. What's the size of treatment area? Are you battling five acres or a small swim area? It not only affects the amount needed, but which product works best.

2. How is the area used? Swimming? Livestock? Irrigation? Or just a pretty view? Some products have limited or no water use restrictions following treatment.

Treatment options

Your lines of defense.

- Ad** Algae Defense® Algacide
- Ultra Pw** Ultra PondWeed Defense® Aquatic Herbicide
- Wo** WipeOut® Aquatic Herbicide
- Sd** Shoreline Defense® Aquatic Herbicide

Algae/Chara

Musky Odor, Mats On Pond Surface

Algae is a common nuisance with no defined root system. It often floats on the pond's surface in mats, although it may emerge at the pond's bottom before floating to the surface. Chara looks like a submerged weed, but can be differentiated by its musky smell.



Ad Algae



Ad Chara

Emergent Weeds

Perimeter Nuisances
With Submerged Roots

Majority of plant is emerged out of the water. Emergent weeds are rooted plants that grow along the shoreline and stand above the surface or in shallow areas. A defining characteristic of emergent weeds is the stem, which is most often stiff or firm.



Sd Cattails



Sd Shoreline Grasses



Sd Phragmites

Floating Weeds

They Love Shallow Water

Generally found in shallower water, the stem & root system of a "floater" may start at the pond's bottom, although not always. Foliage will be seen floating on the water's surface. If left untreated, they can completely cover the surface cutting off light and oxygen to the fish below.



Ultra Pw Watermeal



Wo **Ultra Pw** Duckweed



Wo **Ultra Pw** **Sd** Lily Pads

Submerged Weeds

Deep Roots Make For Tough Kill

This "iceberg" of weeds is mostly submerged underwater. One discerning characteristic is their soft stem, which is why they don't usually rise above the water's surface.



Wo **Ultra Pw** Curly Leaf Pondweed



Wo **Ultra Pw** Eurasian Watermilfoil



Wo **Ultra Pw** Coontail

AirMax Weed Treatments

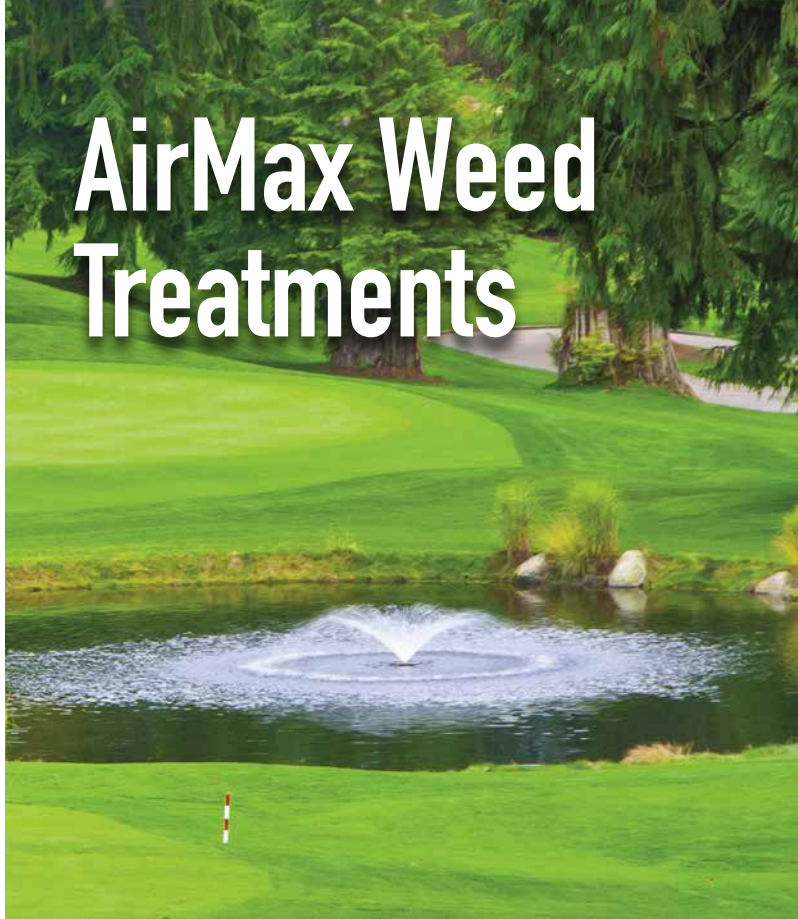


NEW WipeOut PondWeed Defense*

WipeOut PondWeed Defense is a herbicide for aquatic vegetation in fresh water. Contains fluridone, the same active ingredient found in Sonar® A.S. and Avast!® SC Aquatic Herbicide.

- Controls persistent pond weeds all season
- Treats entire body of water in a single application
- Effective herbicide for floating & submerged weeds
- 4 or 8 ounce size
- 3.8 fl. oz. treats a 1/8 surface acre pond with an average depth of 4 ft.
- Water Restrictions: WipeOut™ PondWeed Defense® carries a 30 day irrigation restriction.
- State Shipping Restrictions: AK, CA, CT, DC, HI, ME, NJ, NY, PR, VT, WA, or Canada

Item	Size	Retail
A530250	4 oz	\$112.49
A530251	8 oz	\$212.49



Algae Defense

- Works on floating & submerged algae
- Fast-acting
- Do NOT use in ponds with koi, goldfish or trout unless carbonate hardness (KH) is above 50 ppm.
- Recommended applicator:
1 - 2 Gallon Sprayer
- 32 fl oz of Algae Defense®, 6 fl oz Treatment Booster™ PLUS, and 2.5 gallons of water in a tank sprayer to treat up to 2,000 sq. ft.
- Water Restrictions: None
- State Shipping Restrictions: AK, CA, CT, DC, HI, ME, NJ, NY, PR, RI, VT, WA, or Canada

Item	Size	Retail
A530130	Gallon	\$49.99



Ultra PondWeed Defense

- Rapid-acting contact broad spectrum herbicide
- Excellent for use on coontail, elodea/hydrilla, milfoil and pondweeds
- Recommended applicator:
1 - 2 Gallon Sprayer
- 16 fl oz of Ultra PondWeed Defense®, 4 fl oz Treatment Booster™ PLUS, and 1.5 gallons of water in a tank sprayer to treat up to 2,500 sq. ft.
- Water Restrictions: 3 days drinking, 1 day livestock/domestic animal consumption, 5 day irrigation.
- State Shipping Restrictions: AK, AZ, CA, CT, DC, HI, ME, NJ, NY, PR, RI, VT, WA, or Canada

Item	Size	Retail
A530144	Quart	\$49.99
A530154	Gallon	\$149.99



Shoreline Defense

- Works best on cattails, lilies, loosestrife, phragmites, & other emergent weeds
- Great for shorelines & beaches
- Kills weeds down to their roots
- Mix 8 fl oz of Shoreline Defense®, 4 fl oz Treatment Booster™ PLUS, and 2 gallons of water in a tank sprayer to treat up to 2,500 sq. ft.
- Water Restrictions: None
- State Shipping Restrictions: AK, AZ, CA, CT, DC, HI, MA, ME, NJ, NY, PR, RI, VT, WA, or Canada

Item	Size	Retail
A530157	Quart	\$39.99
A530167	Gallon	\$129.99



Treatment Booster *Plus*

- Enhances treatment effectiveness
- Works with algaecides & herbicides
- Works on underwater weeds and algae
- Mixes directly with your chemical treatment
- 16 oz bottle
- Mix 2 oz. of booster per gallon of treatment

Item	Retail
A530172	\$12.49



D-SCALE

D-SCALE is a powerful, fast-acting, foaming cleaner that deep cleans and removes limescale, calcium, rust stains and other mineral deposits without scrubbing. This cleaner is 100% biodegradable. Perfect for use on aeration equipment, fountains, spray boats and water pumps.

Item	Size	Retail
A530298	32 oz	\$34.99



Lake Rake for Weeds

Use this rake to skim floating aquatic vegetation and algae from the water. By shortening the handle and removing the float, you have a professional-grade landscaping rake, excellent for dressing beach sand.

- 36" wide with 11' powder coated aluminum handle with push pins
- Includes float and 50 foot of rope

Item	Retail
MR86036	\$129.99



Aquatic Weed Eradicator

The Aquatic Weed Eradicator is the most effective bottom-cutting weed removal tool available on the market.

- 28" wide with 11' powder coated handle
- Reinforced serrated blades
- No chemicals needed
- Removes weeds at their source

Item	Retail
MR87028	\$149.99



Citrine Plus Granular

Citrine-Plus is a double-chelated copper solution effective against a wide variety of algal species. Best for bottom growing algae such as Chara and Nitella.

Item	Size	Retail
CECPG12	12 lb	\$59.99
CECPG30	30 lb	\$119.99



Sonar RTU

Sonar RTU is a ready-to-use formula that controls most troublesome pond weeds including Duckweed & Watermeal. Quart Size

Item	Retail
CESRQ	\$159.99



Crystal Blue Pond Dye

- Colors and enhances the appearance of your lake or pond
- Safe for livestock and fish
- Treats 1 Acre, 4-6 ft. deep
- Gallon Size

Item	Retail
CBG	\$59.99



CattPlex Cattail Control*

Catt Plex is a non-selective systematic surface and shore herbicide with no restrictions that kills down to the root for long lasting results.

- 32 Ounce Size

*Cannot be shipped to the following states: AK, CT, HI, OR, PR, NJ, NY, VT

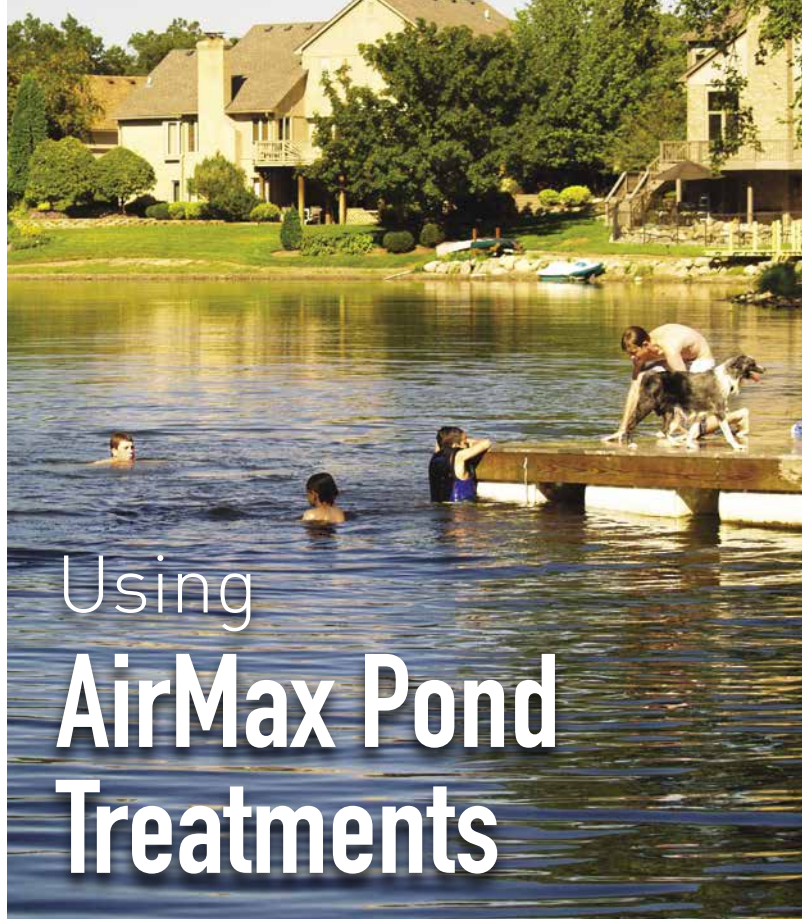
Item	Retail
CBCTP32	\$59.99

Using Chemicals as Part of Your Pond Management Plan

Reactive Approach to Pond Management

Aquatic Herbicides and Algaecides (chemicals) are useful tools for pond management. Often ponds become overrun with weeds or algae, and a chemical application may be your best option to gain control, at least for the short term. Unfortunately, the dead or decaying weeds and algae that have settled on the bottom of your pond are creating an abundance of nutrients and muck in your pond, increasing the likelihood for future weed and algae growth. This, in addition to other factors, increases the nutrient load in your pond. Surface water runoff, bird droppings, fish waste, grass clipping, and fertilizers, all contribute to the nutrient load.

Some pond owners go as far as treating their ponds once a week with chemicals to help manage their weed and/or algae problems. Not only is this process more costly, it is also creating more work for the pond owner. Every time weeds and algae are treated, they fall to the



pond's bottom, and if not removed mechanically, they will biodegrade and encourage future growth. Chemicals are an important part of most management plans, but they can't – and shouldn't – be the entire plan.

Also consider that when treating weeds and algae, sudden changes to water conditions (caused by the quickly decaying plants) can negatively affect other aquatic life in your pond. It's best to run your aeration system during all chemical applications. This will help maintain high oxygen levels for fish and other aquatic life as well as enhance the effectiveness of the application.



Algae Defense
Algaecide



Ultra Pond Weed Defense
Contact Herbicide



Shoreline Defense
Aquatic Herbicide





EcoSeries Fountain Kit

- 1/2 HP fountain pump
- Quick disconnect
- Stainless steel wrapped motor lead
- Control panel with timer & photocell
- 3 Nozzles: Classic, Trumpet, Crown & Trumpet

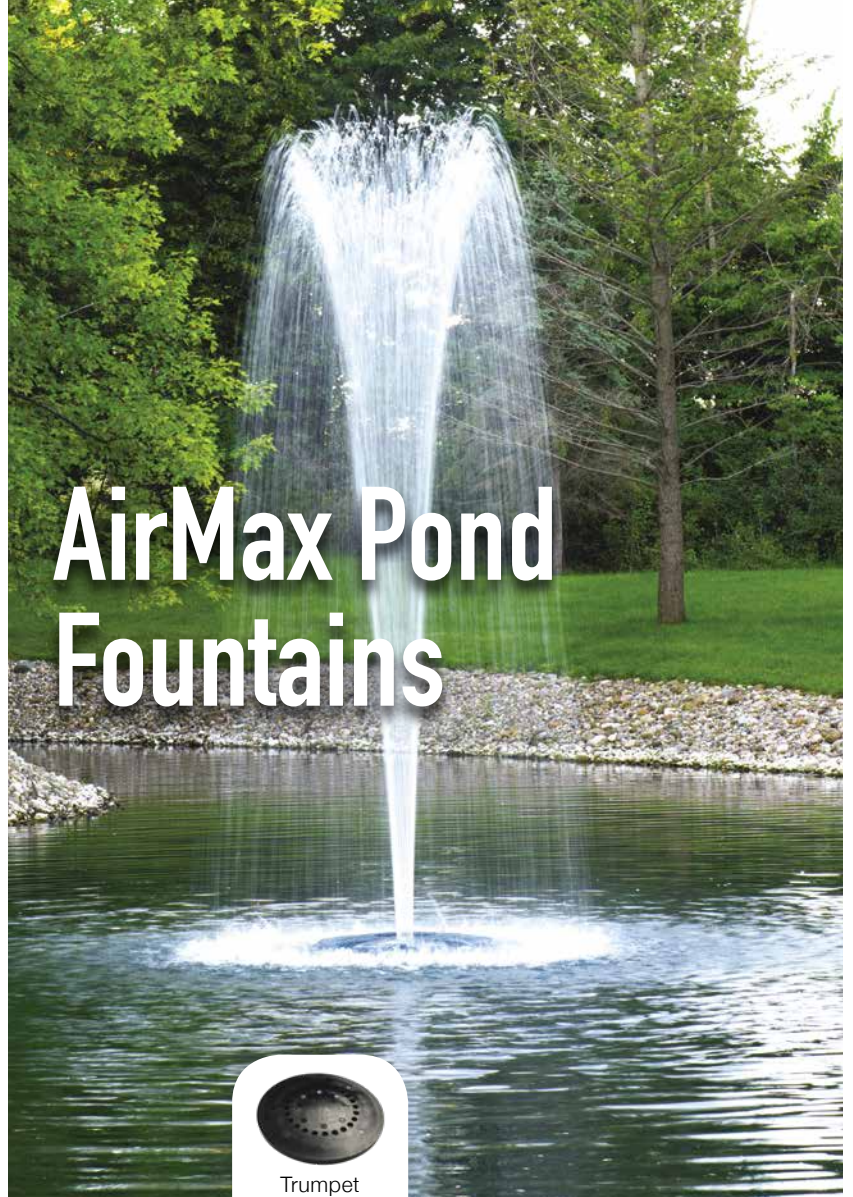
EcoSeries Fountain Features

- Includes 3 spray patterns
- Additional premium spray patterns available
- Energy efficient, fully sealed motor, 6A, 690W @ 120V
- Asynchronous motor, silicon carbide (SiC) shaft bearing and ceramic shaft
- Stainless steel suction screen, body and motor lead
- Standard 100' power cord. 150', 200' & 250' available.
- Included control panel for fountain, optional light sets
- 3 year warranty on fountain & lights


Item	Description	Retail
A652883	EcoSeries Fountain 1/2HP; 100' cord (3 patterns + control panel)	\$1,799.99
A652884	EcoSeries Fountain 1/2HP; 150' cord (3 patterns + control panel)	\$1,949.99
A652885	EcoSeries Fountain 1/2HP; 200' cord (3 patterns + control panel)	\$2,049.99

Item	Description	Retail
A651052	EcoSeries Fountain Mooring Kit	\$99.99

Item	Description	Retail
A651623	Fountain Filter Sock	\$39.99



AirMax Pond Fountains



Trumpet



Crown & Trumpet



Classic



Optional Light Kits

Item	Description	Color	Cord	Retail
A652700	LED 2 Light Set	White	100'	\$699.99
A652735	LED 2 Light Set	Color	100'	\$899.99
A652701	LED 2 Light Set	White	150'	\$779.99
A652702	LED 2 Light Set	White	200'	\$859.99
A652704	LED 4 Light Set	White	100'	\$999.99
A652742	LED 4 Light Set	Color	100'	\$1,399.99
A652705	LED 4 Light Set	White	150'	\$1,079.99
A652706	LED 4 Light Set	White	200'	\$1,159.99

Kasco Pond Fountains



3/4HP J Series Fountain

The 3400JF model is great for medium size ponds. The 5 fountain patterns range from 3 ft. in height to 4 ft. in diameter. With multiple fountain patterns, you have the freedom to adjust the aerating fountain to fit your pond. It does a great job at adding oxygen and improving your pond or lake aeration.

Item	Volt	Cord	Retail
3400JF050	120	50'	\$1,469.00
3400JF100	120	100'	\$1,592.00
3400JF150	120	150'	\$2,017.00
3400JF200	120	200'	\$2,184.00

* Not available in 250', 300', 400'.

Item	Volt	Cord	Retail
3400HJF050	240	50'	\$2,552.00
3400HJF100	240	100'	\$2,636.00
3400HJF150	240	150'	\$3,035.00
3400HJF200	240	200'	\$3,163.00
3400HJF250	240	250'	\$3,202.00
3400HJF300	240	300'	\$3,307.00
3400HJF400	240	400'	\$3,508.00



1HP J Series Fountain

The 4400JF model is great for medium size ponds. The 5 fountain patterns range from up to 10 ft. in height and up to 27 ft. in diameter and give the freedom to adjust the decorative fountain to fit your pond. It does a great job at adding oxygen and improving your pond or lake aeration.

Item	Volt	Cord	Retail
4400JF050	120	50'	\$2,321.00
4400JF100	120	100'	\$2,519.00
4400JF150	120	150'	\$2,934.00
4400JF200	120	200'	\$3,146.00

* Not available in 250', 300', 400'.

Item	Volt	Cord	Retail
4400HJF050	240	50'	\$3,135.00
4400HJF100	240	100'	\$3,210.00
4400HJF150	240	150'	\$3,570.00
4400HJF200	240	200'	\$3,691.00
4400HJF250	240	250'	\$3,805.00
4400HJF300	240	300'	\$3,932.00
4400HJF400	240	400'	\$4,129.00



2HP J Series Fountain - 240V

The 8400JF (single phase) 2HP floating decorative fountain is great for larger ponds. It comes standard with interchangeable nozzles, the 6 fountain patterns range from 22 ft. in height to over 40 ft. in diameter.

Item	Cord	Retail
8400JF050	50'	\$4,241.00
8400JF100	100'	\$4,567.00
8400JF150	150'	\$4,648.00
8400JF200	200'	\$4,763.00
8400JF250	250'	\$4,871.00
8400JF300	300'	\$5,332.00
8400JF400	400'	\$7,883.00



3HP J Series Fountain - 240V

Kasco's 3.1JF (single phase) 3HP floating decorative fountains provide the power needed to aerate larger ponds. Each 3.1JF is supplied with 6 interchangeable nozzles and comes with an efficient 240 volt single phase, 60Hz motor.

Item	Cord	Retail
3.1JF050	50'	\$4,840.00
3.1JF100	100'	\$5,170.00
3.1JF150	150'	\$5,275.00
3.1JF200	200'	\$5,671.00
3.1JF250	250'	\$5,950.00
3.1JF300	300'	\$6,102.00
3.1JF400	400'	\$8,543.00



5HP J Series Fountain - 240V

Kasco's 5.1JF (single phase) 5HP decorative fountain is great for larger ponds or when multiple large patterns are desired. The Kasco 5.1JF floating aerating fountains come standard with interchangeable nozzles and can be operated without a nozzle to give you 7 fountain patterns ranging up to 26 ft. in height to 50 ft. in diameter. 5.1JF includes C-95 control box.

Item	Cord	Retail
5.1JF100	100'	\$5,791.00
5.1JF150	150'	\$6,218.00
5.1JF200	200'	\$6,475.00
5.1JF250	250'	\$7,698.00
5.1JF300	300'	\$9,233.00
5.1JF400	400'	\$10,647.00

LED Composite Lighting 3 Fixture

Item	Cord	Retail
LED3C11-050	50' cord	\$731.00
LED3C11-100	100' cord	\$786.00
LED3C11-150	150' cord	\$841.00
LED3C11-200	200' cord	\$896.00
LED3C11-250	250' cord	\$967.00
LED3C11-300	300' cord	\$1,007.00
LED3C11-400	400' cord	\$1,129.00

LED Composite Lighting 6 Fixture

Item	Cord	Retail
LED6C11-050	50' cord	\$1,667.00
LED6C11-100	100' cord	\$1,721.00
LED6C11-150	150' cord	\$1,777.00
LED6C11-200	200' cord	\$1,832.00
LED6C11-250	250' cord	\$1,902.00
LED6C11-300	300' cord	\$1,943.00
LED6C11-400	400' cord	\$2,064.00

LED RGB Lighting 3 Fixture

Item	Cord	Retail
RGB3C5-050	50' cord	\$994.00
RGB3C5-100	100' cord	\$1,091.00
RGB3C5-150	150' cord	\$1,199.00
RGB3C5-200	200' cord	\$1,305.00
RGB3C5-250	250' cord	\$1,426.00

LED RGB Lighting 6 Fixture

Item	Cord	Retail
RGB6C5-050	50' cord	\$1,933.00
RGB6C5-100	100' cord	\$2,104.00
RGB6C5-150	150' cord	\$2,288.00
RGB6C5-200	200' cord	\$2,530.00
RGB6C5-250	250' cord	\$2,773.00

Blue Thumb Lake & Pond Liner (LPL)


Blue Thumb's LPL geomembrane PVC liner is designed for aquatic environments and landscaping applications. Our liner provides unsurpassed tensile strength and flexibility and has excellent lay-flat characteristics, making it easy to install in irregularly contoured areas. Blue Thumb's LPL passed PLQC-16 chronic fish toxicity testing and is available in 30 mil thickness. Blue Thumb's Lake & Pond Liner is perfect for ponds as small as 1/8 acre all the way up to large acre lakes. Our liner is available in one single piece already welded together or by the roll- whichever is easier for you to install. If you purchase on the roll you can easily heat weld the liner together on site- no primer or seam tape required. With Blue Thumb LPL you can easily create ponds in any shape or size.

- Flexible & conforming
- Easy installation
- Environmentally & fish safe
- Heat weld together, save on seaming materials
- High impact resistant
- 20 Year Warranty

Retail

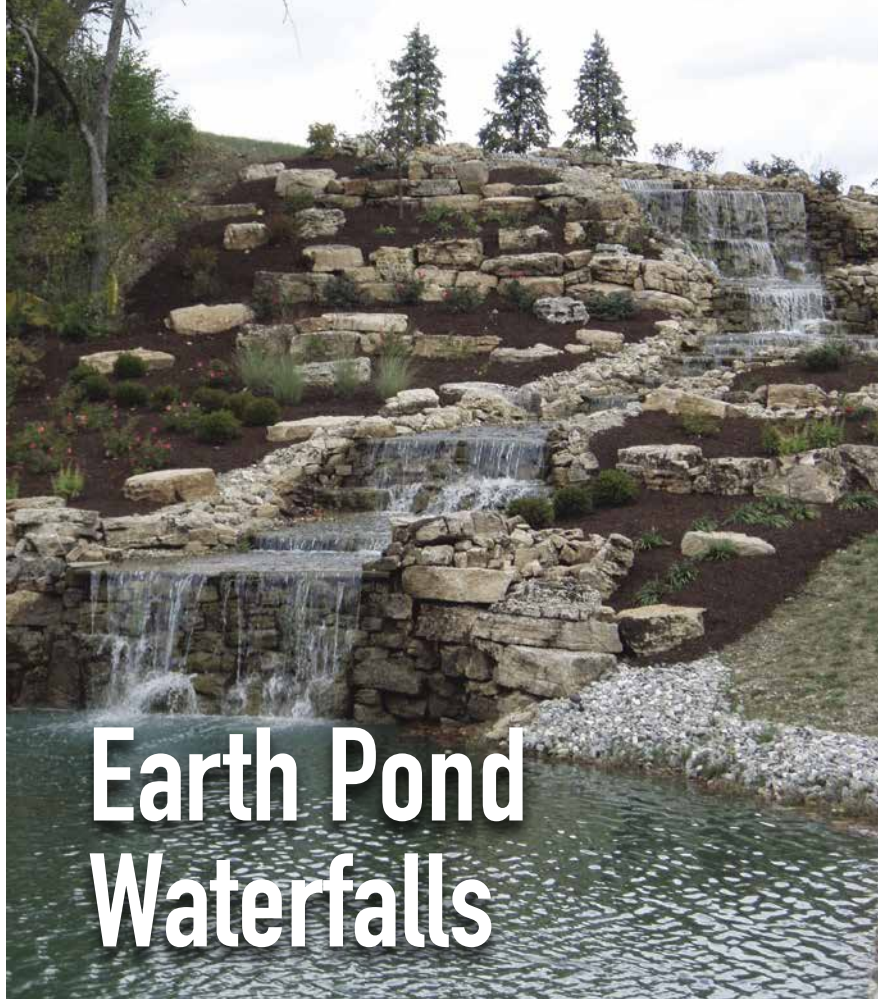
\$0.79 sq ft

**Quantity Discounts Available*



Adding waterfalls to earth ponds has become increasingly popular recently. Until now, there wasn't a good design that addressed the challenges that come with completing this type of installation. Our system incorporates an external pump that draws water through a slotted pipe intake system (buried in gravel to reduce clogging) and then up to the waterfall box. This system assists in aeration and eliminates stratification of the water as well.

Each system is custom to the application. Please call for free design consultation.

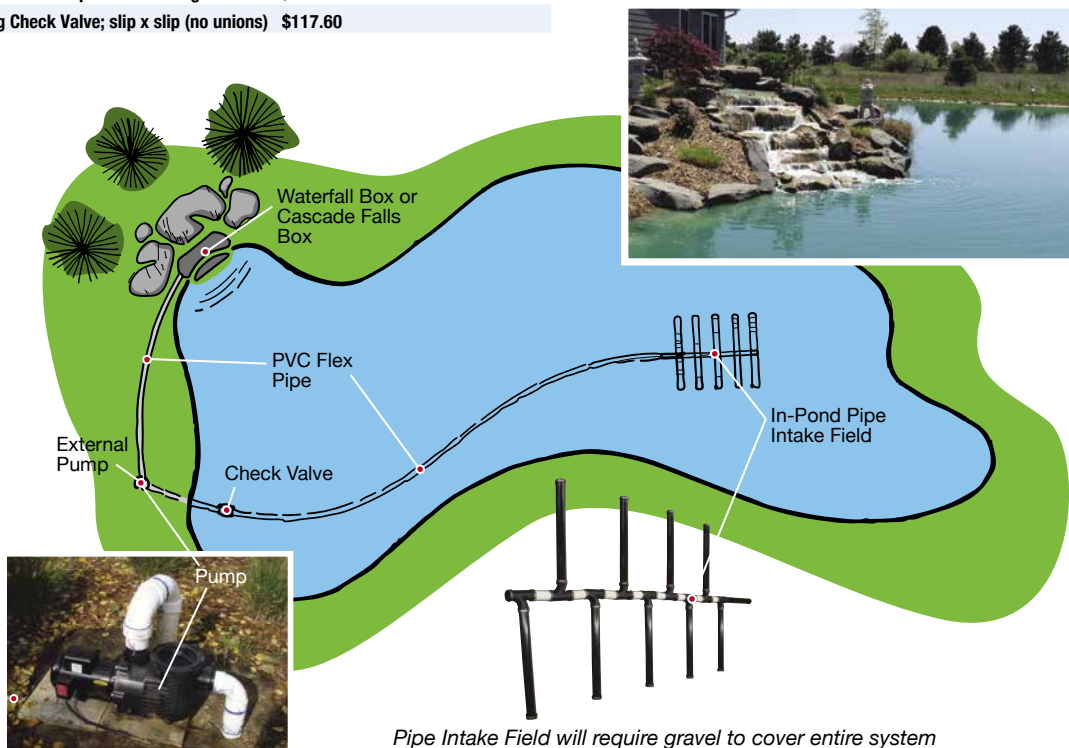


Earth Pond Pumps

Item	External Pump	Outlet	Cord	Retail
BT1292C	9,240 gph; 115V	3"	6' cord	\$1,474.99
BT34105C	10,500 gph; 115V	3"	6' cord	\$1,619.99
BT1120C	12,000 gph; 115V	3"	6' cord	\$1,699.99
BT112HF	13,980 gph; 230V	3"	Direct Wire	\$1,549.99
BT3HF	17,820 gph; 230V	3"	Direct Wire	\$1,789.99
BT5HF	19,740 gph; 230V	3"	Direct Wire	\$2,099.99

Accessories

Item	Description	Retail
4SLPIPE4	Slotted Pipe, 4" Dia. x 4' long	\$79.99
4FRCAP	Black Flexible End Cap 4"	\$17.99
4FRTEE	Black Flexible Tee 4"	\$69.99
4PVC12	Schedule 40 PVC Pipe 4" x 12" long	\$6.99
KSC40005	4" Swing Check Valve; slip x slip (no unions)	\$117.60



Pipe Intake Field will require gravel to cover entire system and piping, to keep pipe weighted to bottom of pond.

Bring It Inhouse





Made in the Heart of Michigan

State-of-the-art technology allows our team to create customized, high-quality products for water features. You can trust our American-made products to stand up to everything Mother Nature dishes out.

Our newest rotomolding machine is flexible enough to create large and small products of all shapes. We love a challenge, so bring us your most complex jobs. We'll figure out a solution that is both durable and attractive.



When you work with Blue Thumb, you get the best pond, waterfall, & fountain equipment while supporting jobs for skilled craftsmen and artisans in Michigan.



Promotional Material

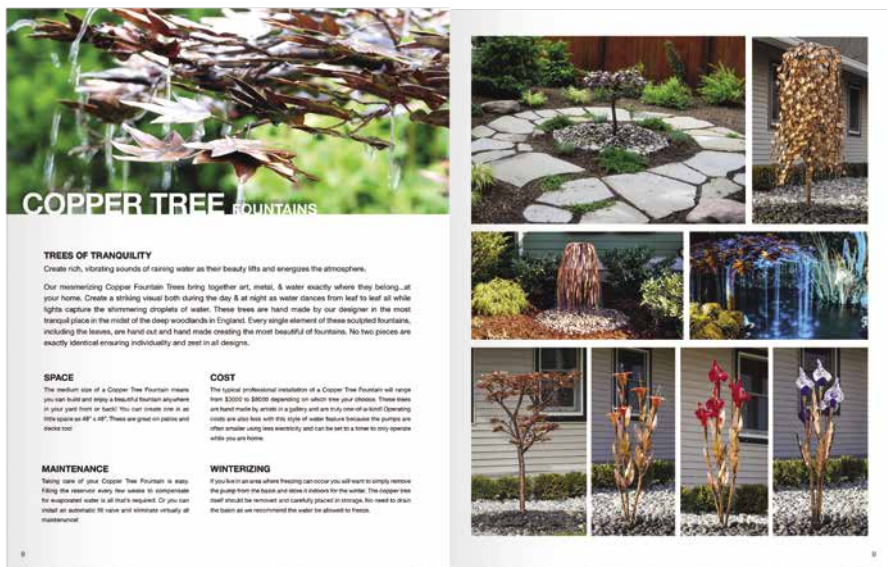


Make a Great 1st Impression

What do you take on a consultation to a prospective client's home? Utilize the Inspirations Booklet during your next consultation and you'll soon be installing water features on every job.

Inspirations Booklets

Blue Thumb is making it easier to promote and sell water features. This color booklet shows the most popular water feature options, including the space required, maintenance time, and costs associated with each.



Item	Size	Retail
INSPBKLT	8.5" x 10.5"	FREE

“ Promote a water feature on every project. ”




Ask about a free T-Shirt or Hat with your next order



Rack Cards

Item	Description	Size	Retail
FFRC	Formal Falls Rackcard	4" x 9"	FREE
PBMCFT	Cascading Falls Rackcard	4" x 9"	FREE
PBCST	Water Garden Rackcard	4" x 9"	FREE
FNTT	Fountain Vases Rackcard	4" x 9"	FREE



Booklets & Catalogs

Item	Description	Size	Retail
PPLNR	Pond Planner	8.5" x 11"	FREE
PBWTT	Water Treatment Trifold	4" x 9"	FREE



Banner

Item	Description	Retail
ABBANNER	Fountains 6' x 3'	\$99.99



Media

Item	Description	Retail
PB1410	Inspirations DVD	\$7.49
PB1441	PondBuild'N Steps	\$19.99

Knowledge Center

Here are some handy formulas to help you to get the proper items for your project.

Tuscany Vase Information

Tuscany Small Vase (30"-32" Tall)

Vase Weight = Approximately 87 lbs
Vase Volume = Approximately 16.59 gallons
Vase Weight with Water = Approximately 222.72 lbs

Tuscany Medium Vase (35"-37" Tall)

Vase Weight = Approximately 93 lbs
Vase Volume = Approximately 23.64 gallons
Vase Weight with Water = Approximately 282.12 lbs

Tuscany Large Vase (39"-41" Tall)


Vase Weight = Approximately 128 lbs
Vase Volume = Approximately 30.68 gallons
Vase Weight with Water = Approximately 373.44 lbs

Tuscany Tall Vase (47"-50" Tall)

Vase Weight = Approximately 155 lbs
Vase Volume = Approximately 40.99 gallons
Vase Weight with Water = Approximately 482 lbs

Tuscany Super Tall Vase (54"-56" Tall)

Vase Weight = Approximately 250 lbs
Vase Volume = Approximately 45.161 gallons
Vase Weight with Water = Approximately 611.29 lbs



Pond-Less Formulas

Streams

Length x Width x Average Depth x .25 x 7.48 = Gallons in Stream
Example: 15 x 3 x 1.5 x .25 x 7.48 = 126 Gallons

Waterfall Flow Rate

The flow rate is how much water is moving over a waterfall and/or stream. The larger the flow rate the louder the water will be.

- Soft Flow = 100 GPH per inch of spillway
- Medium Flow = 150 GPH per inch of spillway
- Loud Flow = 200 GPH per inch of spillway

Spillway Width x Flow Rate = Total GPH

Example: 16 x 150 = 2400 Gallons per hour

Water in Transit

Is the total amount of water moving in your water feature. This includes the water in your pipe and stream. $L \times W \times .25 \times 7.48 = \text{Water in Transit}$.
Example: 15 x 3 x 1.5 x .25 x 7.48 = 126 Gallons of water in Transit.

Basin Size

$3 \times \text{Water in Transit} \div 7.48 = \text{cb ft of basin needed}$

Example: 3 x 126 \div 7.48 = 51 cb ft

Basin Matrix Capacity

Large Matrix – 4.3 Cu Ft holds 32 gallons

Small Matrix – 2.3 Cu Ft holds 17 gallons

Stream Flow Rates

Residential and Sheet Falls: 1,500 gph for every foot of weir width

Commercial and Bouldering Falls: 3,000 gph for every foot of weir width

Pump Information

Pump Sizing Factors

Standard water gardens require the water to be circulated at least once every two hours. For Koi ponds you'll need to have a pump that will circulate once every hour.

Head Height

Dynamic head pressure is found by taking the vertical height of your waterfall; the distance between where your pump is (typically in the skimmer) and where your waterfall is, adding the static head pressure (pipe and fittings) 1' for every 10' of tubing and 1' for every elbow or "T" fitting.

Example: 3(vertical height) + 2.5(tubing) + 2(elbows) = 7.5



Pond Formulas

How to Find the Correct Liner Size

Max Depth x 2 + Max Width + 2' over lap = Width of liner

Example: 1.5 x 2 + 10 + 2 = 15' Width

Max Depth X 2 + Max Length + 2' over lap = Length of liner

Example: 1.5 X 2 + 15 + 2 = 20' Length

Calculate Gallons of Water

Square Pond

Length x Width x Average Depth x 7.48 = Gallons in Pond

Example: 10 x 15 x 1.5 x 7.48 = 1683 Gallons

Circular Ponds

Length x Width x Average Depth x .80 = Gallons in Pond

Example

10 x 15 x 1.5 x 7.48 x .80 = 1346 Gallons

Streams

Length x Width x Average Depth x .25 x 7.48 = Gallons in Stream

Example: 15 x 3 x 1.5 x .25 x 7.48 = 126 Gallons

Waterfall Flow Rate

The flow rate is how much water is moving over a waterfall and/or stream.

The larger the flow rate the louder the water will be.

- Soft Flow = 100 GPH per inch of spillway
- Medium Flow = 150 GPH per inch of spillway
- Loud Flow = 200GPH per inch of spillway

Spillway Width x Flow Rate = Total GPH

Example: 16 x 150 = 2400 Gallons per hour

Quantity of Boulder for a Pond

(Length X Width) / 40 = Tons of boulders

For every 1 ton of 6"-12" boulders, get 2 tons of 12"-18" boulders and 1 ton of 18"-24" boulder.

Quantity of Boulders for a Stream

1 ½ tons for every 10' of stream using 1:2:1 ratio above.

Quantity of Gravel for a Pond

Pond Gravel = 25% of the tons of boulders use in the stream

Quantity of Boulders for Face of Waterfall Box

22" = 1 ton of mixed boulders

30" = 1 ½ tons of mixed boulders

40" = 3 tons of mixed boulders

Quantity of Stone Used in a Bog Filter (per 10 sq. ft)

900 lbs of 1 ½" – 2" Washed River Gravel

900 lbs of ½" – 1" Washed River Gravel

Quantity of boulders use around perimeter of bog filter

½ ton of 6" – 12" Boulders will cover 20 linear feet

½ ton 12" – 18" Boulders will cover 5 linear feet

Quantity of boulders for retaining wall

1 ton of 12" – 18" Boulders will cover 10 linear feet

1 ton of 18" – 24" Boulders will cover 5 linear feet

Index

- Aeration
 - Small Ponds..... 128-129
 - Large Ponds..... 142-145
- Aquatic Plant Accessories..... 135
- Benches 35
- Filtration..... 103,125-127
 - Aqua UV Filters 125
 - Bacti-Twist Media 103,126
 - LifeGuard All in One..... 127
 - Matala Mats 126
 - UV Clarifiers 125
- Fish Food/Koi 138-139
- Formal Falls 84-88
 - Spouts 88
 - Stainless Steel Weirs 86, 88
- Fountains..... 6-83
 - Copper Fountains 66-71
 - Basins / Reservoir..... 72-73, 83
 - Handcrafted GFRC Rock Fountains..... 74-82
 - Nozzles 89
 - Polished Pebbles 73,83
 - Real Stone Fountains..... 20-65
 - Artisan Triples 22-34
 - Artisan One-of-a-Kind 36-37
 - Basalt Fountains 54-59
 - Granite Fountains 46-53
 - Shaped Fountains..... 38-45
 - Zenshu Fountains 60-65
 - Sugar Kettles 35
 - Twister Fountain..... 45
 - Vase Fountains 6-19
- Lakes and Large Ponds..... 141-155
 - Airmax Eco Series Fountains..... 152
 - Earth Pond Waterfalls 155
 - Kasco Fountains..... 153
 - Lake and Large Pond Liner..... 154
- Liner..... 108-109
- Ponds 96-105
 - Crystal Pond Kits..... 104
 - Crystal Skimmer 104
 - Crystal Waterfall..... 104
 - Elite Pond Kits 98-99
 - Elite Skimmer..... 100-101
 - Elite Waterfall 102-103
 - Liner..... 108-109
 - Serenity Pond Kits 105
 - Serenity Skimmer..... 105
 - Serenity Waterfall..... 105
 - Pond Vac..... 136
 - Under Liner 108
- Pond-Less Waterfalls 90-96
 - Basin Matrix..... 94
 - DIY Cascade Falls 93
 - Elite Cascade Falls 92
 - Elite Cascade Waterfall Kit 92
 - Liner..... 108-109
 - Pump Canyons 94
 - Under Liner 108
- Pondmaster Fountain Kits..... 125
- Pumps 112-119
 - Blue Thumb Clear Water..... 115
 - Blue Thumb External 117
 - Blue Thumb IllumiFlow 116
 - Blue Thumb Mag-Drive..... 114
 - Blue Thumb Solids Handling 115
 - ShinMaywa 118
 - Tsurumi 119
- Plumbing 120-124
 - Check Valves 121
 - Flex Hose..... 120
 - Kink Free Quick Disconnect Hose..... 73
 - PVC Plumbing..... 122-123
 - Tubing 120
- Water Treatments 131-139
 - Maintenance Kits..... 134
 - Small Ponds/Koi 132-135, 139
 - Lake and Large Ponds..... 146-150
- Water Feature Accessories
 - Auto Fill Kit..... 72, 83, 124
 - Black Waterfall Foam..... 103,121
 - De Icers..... 137
 - Liner 108-109
 - Lighting 110-111
 - Low-water Shutoff 118
 - Nets w/handle..... 136
 - Netting/Cover 137
 - PSI Regulator..... 124
 - Small Ponds/Koi 124
 - Under Liner 108



2019 Procedures & Guidelines

Hours of Operation:

In-Season Hours (April 1 - September 30)

Monday - Wednesday 8am - 6pm

Thursday - Friday 8am - 5pm

Saturday - Sunday Closed

Non-Season Hours (October 1 - March 31)

Monday - Friday 8am - 5pm

Saturday - Sunday Closed

Shop online 24/7 at shopbluethumb.com

Shipping & Delivery:

Blue Thumb makes every effort to deliver orders in a timely, efficient manner using the following methods:

- **Common Carrier (LTL):**
Daily Shipments. This is often the best option. We negotiate very favorable freight discounts and pass the savings along to you. Discounted freight charges will be added to invoice.
- **FedEx:**
Daily Shipments. This is the most economical way to ship small orders. Discounted freight charges will be added to invoice.
- **Direct Ship:**
Non-Stock Items may be shipped directly from the manufacturer. Freight charges may apply.



Damaged Goods:

Damage must be recorded on the shipping ticket at time of delivery and reported to Blue Thumb within 48 hours.

Terms of Payment:

Terms are printed on each invoice. Standard terms are C.O.D. or Net 30 days from date of shipment with approved credit. Blue Thumb also accepts VISA, MasterCard, American Express, and Discover. Net 30 accounts being paid using credit card will be assessed a 3% fee.

Discounts:

Discounts are allowed as specified on each invoice. Please contact your sales representative to see if you qualify for any discounts prior to placing your order. No discounts are allowed on past due accounts or if payment is received past the due date stated on the invoice.

Price Changes:

Prices are subject to change without notice and orders will be invoiced at the prices prevailing at the time the order is shipped.

Service Charges:

1.5% service charge will be applied to past due accounts (18% annually). Customers who do not pay within terms are responsible for all accrued finance charges.

Returned Checks:

Any check returned for insufficient funds will incur a \$25.00 service fee.

Special Orders:

Special Orders may require a prepayment of up to 100% at the time of ordering. They may include freight charges.

Returning Goods:

A 20% restocking fee will be charged for returned goods. Items must be in like new, saleable condition and in season. Returns must be accompanied by the original invoice. All returns require a Return Authorization Number (RA#) to be clearly marked on the outside of each package returned. Please call Blue Thumb to receive RA# prior to returning merchandise. Special orders, custom cut liner, custom cut underlayment, and clearance/specials are not returnable. Credit will be issued to customers house account. The customer is responsible for returning items to Blue Thumb and for freight cost.

Fuel Surcharge:

We do not charge fuel surcharges.

Estimates:

All written and verbal estimates are good for 30 days unless specified differently.

In-Warranty Merchandise:

Defective items may be returned to Blue Thumb without a restocking fee during the warranty period of the merchandise. The customer is responsible for returning the items to Blue Thumb and for freight costs. Each item must be accompanied by the original invoice showing the date of purchase.

Thank you for choosing Blue Thumb!





5327 N. Michigan Rd. / Saginaw, MI 48604
Toll-Free: 888.619.3474 / shopbluethumb.com



4 Ways to Shop

- 1 Online at shopbluethumb.com
- 2 Call our sales line at 888.619.3474
- 3 Email your order to sales@bluethumbponds.com
- 4 Fax your order to 989.921.4666